

Products, skills and know-how

- › Complete assembly lines
- › Robotic production cells
- › Table top machines
- › Special machines
- › Electric screwdrivers and accessories
- › Custom made tools



Available modules (non exhaustive list)

- Transport and management of part flows / palletization
- Sorting, selection and installation of components
- Screw sorting, selection and controlled screwing
- Endshake measurement
- Oiling by depositing and micro-dispensing
- Control of mechanical functions (buttons)
- Time setting and date jump detection
- Stem and mass winding
- Dials and hands setting
- Measurement and quality control
- Inserting / removing holding rings
- UV bonding
- Welding
- Laser engraving
- Penetration depth measurement of the anchor
- Oiling control
- Running / amplitude setting
- Indenting torque measurement
- Microstella adjustment
- Electrical insulation check
- ...

A legendary invention

Lecureux was founded in 1961 with the objective of offering innovative solutions to the watch and medical market in terms of tooling, measuring systems and assembly devices. This vision still drives us today.


More than 50 years ago, Lecureux revolutionized the industrial world with the invention of the electric screwdriver.

Since then, it has been widely used on several continents, in the watch assembly process and in other applications (such as optical or medical devices) where precision and accuracy are essential.

The use of vacuum has significantly reduced the time required to remove and insert screws, while improving the quality of the work.

Today, the eScrew and eScrew Speed models from Lecureux are sold worldwide and provide unparalleled precision and productivity. Our range is constantly being developed and completed by other types of screwdrivers, notably manual, with or without torque control.

These products are widely used in the **watchmaking** industry but also in other sectors such as the **eyewear** or the **medical sector**.



Beyond the electric screwdriver

Over the years, Lecureux has cultivated a strong expertise in mechanical and software engineering, automation, robotics and measurement.

Since 1980, the company has expanded its portfolio to include a full range of fully or partially automated assembly systems.

These include manual or electric screwdrivers, screwdriver controllers, numerous measuring and control systems, automated oiling and adjustment units, intelligent part transport and workflow systems, robotic assembly modules and quality control.

Our **Author**, **BOA** or our **One Tile Flow** production lines, as well as our **Robotic production cells** can include all these systems under various forms of stand-alone units.

Designed for small and very small components, our products are fully developed and manufactured in-house, mainly for the Swiss, European and Asian markets.



Contents

Basic elements	2	Electric screwdriver TE-531-E/HP	36
V-bits, 34 mm, without air-suction slots	4	Electric screwdriver TE-626-E /2 /4	37
V-bits, 50 mm, without air-suction slots	5	Electric screwdriver TE-826-B	38
V-bits, 34 mm, with air-suction slots	6	Electric screwdriver TE-831-B	39
V-bits, 50 mm, with air-suction slots	7	Versatile applications	40
V-bits, 34 mm, with rounded tip	8	Controllers	43
T-bits, 34 mm, without air-suction slots	9	eScrew Speed	44
T-bits, 50 mm, without air-suction slots	10	eScrew	46
T-bits, 34 mm, with air-suction slots	11	TE-QC	48
T-bits, 50 mm, with air-suction slots	12	ZIP-41	52
Cross bits (Philips®), 34 mm	13	Vacuum pump	52
Cross bits (Philips®), 50 mm	14	90° adapter	52
Hexagonal bits (Hex, SW)	15	Push button	53
TORX® bits, 34 mm	16	Single pedal	53
TORX® bits, 50 mm	17	Double pedal	53
TORX® Plus (IP) bits, 34 mm	18	Slotted supports	54
TORX® Plus (IP) bits, 50 mm	19	Supports with holes	55
Need custom tools?	20	Support with grid	55
Need automation?	20	Support with rubber	55
Composition of an electric screwdriver head	24	Spare parts	58
The different types of heads	24	Ring for quick-release (clip-on) fasteners	58
Complete heads, screw-on	25	Bit holder	58
Complete heads, screw-on, adjustable	26	Standard vacuum sockets (without option)	59
Complete heads, clip-on	27	POM plastic Vacuum sockets (without option)	60
Complete heads, clip-on, adjustable	28	Screw-on fasteners (standard)	61
Options for vacuum sockets	29	Adjustable screw-on fasteners (standard)	62
Complete cocking heads	30	Adjustment ring with bearing	62
Custom heads	30	Clip-on fasteners	63
Electric screwdriver comparison chart	32	Adjustable clip-on fasteners	64
Electric screwdriver TE-100-E	33	Adjustment ring with bearing	64
Electric screwdriver TE-120-E 11/22/41	34	Memento	66
Electric screwdriver TE-429-E	35	For greater productivity	72

Help, guide and informations

The [memento](#) at the end of this catalog (page 66) provides informations about the criteria and parameters to consider when choosing the various elements that go into the composition of a suitable, high-performance tool.



Basic elements

A electric screwdriver from **Lecureux** is composed of several components working together. To make your choice easier, we invite you to consult the [memento](#) at the end of this catalog (page 66).

Main components required to use a screwdriver from Lecureux

<p>A screwdriver bit</p>  <p><i>V, T, Philips®, TORX®, ...</i></p>	<p>A head</p>  <p><i>screw-on, clip-on, ...</i></p>	<p>A screwdriver</p>  <p><i>TE-100, TE-120, TE-626, ...</i></p>	<p>A controller</p>  <p><i>eScrew Speed, TE-QC, ...</i></p>
--	---	---	---

How to choose?

Finding the right solution for your production process requires to consider that all the various components of your screwdriver are linked as a chain. The first component to consider is the bit.

Bit (page 4)

In your production, the screw heads determine the choice of the [bit](#). The bit is first defined by the shape of the screw head, then by its dimensions.

For all orders, we will ask you to supply some screw samples and - at least - the drawing of the screw, with the shape and diameter of the screw head.

Head (page 25)

A [screwdriver head](#) is made up of several components. The choice of the right components to use is particularly important in terms of performances and time saving. If your production requires regular bit changes, we advise you to opt for a quick-change head system ([clip-on heads](#)).

The bit passes through the [vacuum socket](#), which can influence the screw retention, the accessibility of a particular location or the protection of the platen.

Screwdriver (page 32)

The [Lecureux's range of screwdrivers](#) covers a very wide range of performances.

Depending on your production requirements, some characteristics need to be analyzed:

- Torque to be achieved
- Speed of rotation to be reached
- Precision of the screw position.

Controller (page 43)

The [control unit](#), also called [controller](#), depends on the type of screwdriver selected, the desired functions (measuring, control, data transmission) and the precision required.

All controllers offer the basic functions.

Lecureux offers you the factory calibration of the control unit chosen with a screwdriver.



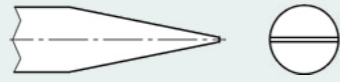
Bits



V-bits, 34 mm, without air-suction slots

Specifications

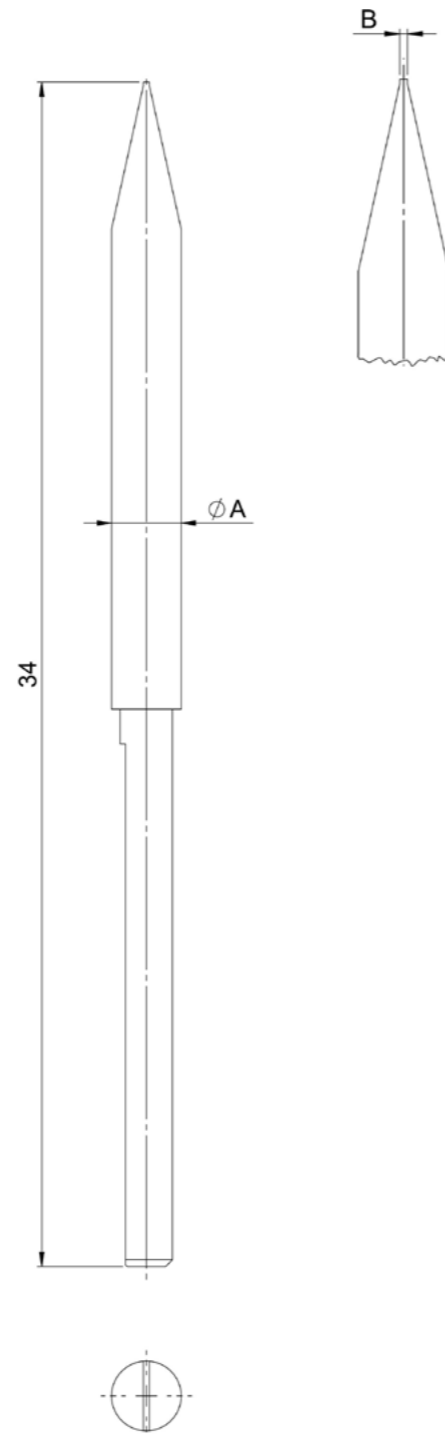
SHAPE: Without air-suction slots



LENGTH: 34 mm (standard)



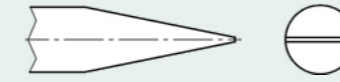
ØA [mm]	B [mm]	Order number
0.50	0.10	0003.041.301
0.60	0.10	0003.041.302
0.70	0.10	0003.041.303
0.80	0.10	0003.041.304
0.90	0.12	0003.041.305
1.00	0.12	0003.041.306
1.10	0.12	0003.041.307
1.20	0.12	0003.041.308
1.30	0.12	0003.041.309
1.40	0.12	0003.041.310
1.50	0.15	0003.041.311
1.60	0.15	0003.041.312
1.70	0.15	0003.041.313
1.80	0.15	0003.041.314
1.90	0.15	0003.041.315
2.00	0.17	0003.041.316
2.10	0.17	0003.041.317
2.20	0.17	0003.041.318
2.30	0.17	0003.041.319
2.40	0.17	0003.041.320
2.50	0.17	0003.041.321
2.60	0.17	0003.041.322
2.80	0.17	0003.041.323
3.00	0.20	0003.041.324
3.10	0.20	0003.041.325
3.20	0.20	0003.041.326
3.40	0.20	0003.041.327
3.50	0.20	0003.041.328
3.60	0.20	0003.041.329
3.80	0.22	0003.041.330
4.00	0.22	0003.041.331
4.20	0.22	0003.041.333
4.50	0.22	0003.041.334



V-bits, 50 mm, without air-suction slots

Specifications

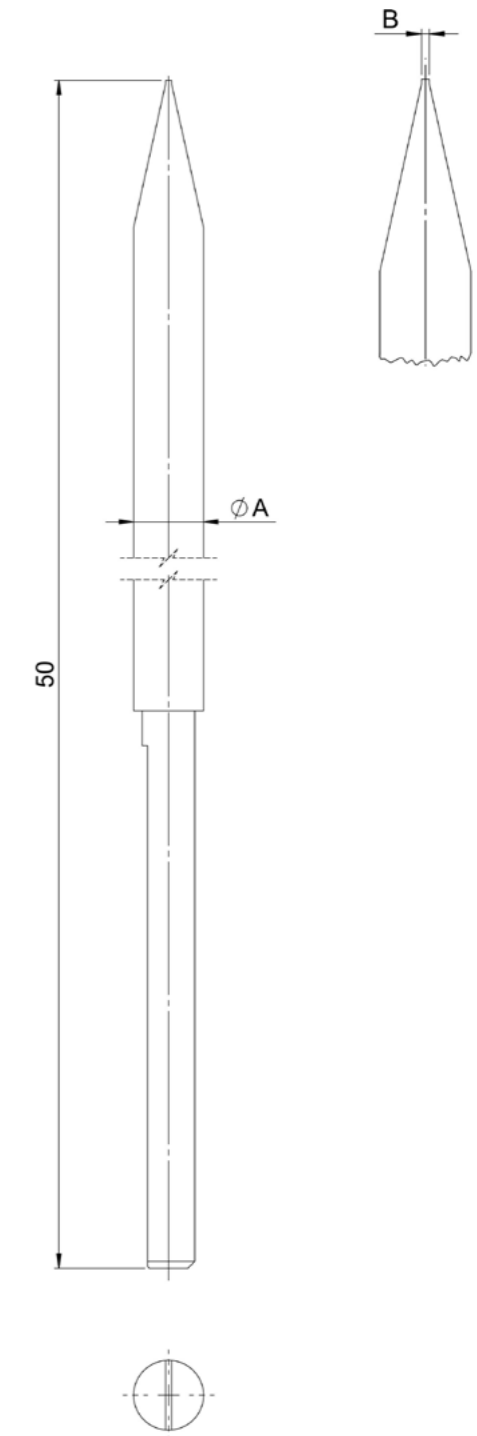
SHAPE: Without air-suction slots



LENGTH: 50 mm



ØA [mm]	B [mm]	Order number
0.50	0.10	0003.041.301-a
0.60	0.10	0003.041.302-a
0.70	0.10	0003.041.303-a
0.80	0.10	0003.041.304-a
0.90	0.12	0003.041.305-a
1.00	0.12	0003.041.306-a
1.10	0.12	0003.041.307-a
1.20	0.12	0003.041.308-a
1.30	0.12	0003.041.309-a
1.40	0.12	0003.041.310-a
1.50	0.15	0003.041.311-a
1.60	0.15	0003.041.312-a
1.70	0.15	0003.041.313-a
1.80	0.15	0003.041.314-a
1.90	0.15	0003.041.315-a
2.00	0.17	0003.041.316-a
2.10	0.17	0003.041.317-a
2.20	0.17	0003.041.318-a
2.30	0.17	0003.041.319-a
2.40	0.17	0003.041.320-a
2.50	0.17	0003.041.321-a
2.60	0.17	0003.041.322-a
2.80	0.17	0003.041.323-a
3.00	0.20	0003.041.324-a
3.10	0.20	0003.041.325-a
3.20	0.20	0003.041.326-a
3.40	0.20	0003.041.327-a
3.50	0.20	0003.041.328-a
3.60	0.20	0003.041.329-a
3.80	0.22	0003.041.330-a
4.00	0.22	0003.041.331-a
4.20	0.22	0003.041.333-a
4.50	0.22	0003.041.334-a

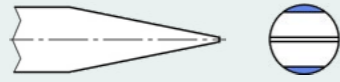




V-bits, 34 mm, with air-suction slots

Specifications

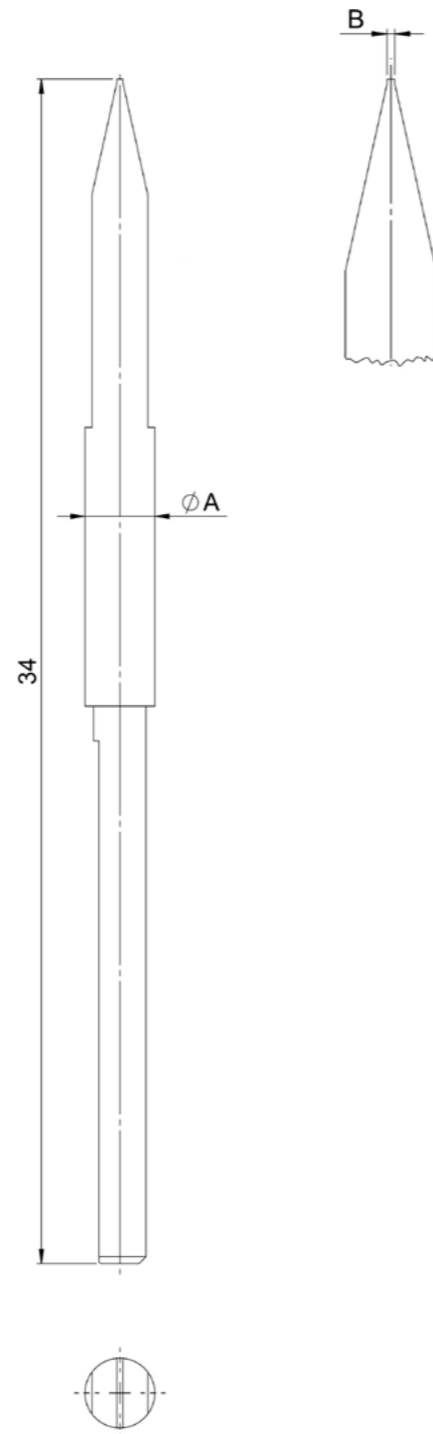
SHAPE: With air-suction slots



LENGTH: 34 mm (standard)



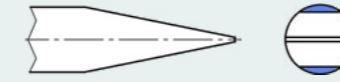
ØA [mm]	B [mm]	Order number
0.50	0.10	0003.041.301-b
0.60	0.10	0003.041.302-b
0.70	0.10	0003.041.303-b
0.80	0.10	0003.041.304-b
0.90	0.12	0003.041.305-b
1.00	0.12	0003.041.306-b
1.10	0.12	0003.041.307-b
1.20	0.12	0003.041.308-b
1.30	0.12	0003.041.309-b
1.40	0.12	0003.041.310-b
1.50	0.15	0003.041.311-b
1.60	0.15	0003.041.312-b
1.70	0.15	0003.041.313-b
1.80	0.15	0003.041.314-b
1.90	0.15	0003.041.315-b
2.00	0.17	0003.041.316-b
2.10	0.17	0003.041.317-b
2.20	0.17	0003.041.318-b
2.30	0.17	0003.041.319-b
2.40	0.17	0003.041.320-b
2.50	0.17	0003.041.321-b
2.60	0.17	0003.041.322-b
2.80	0.17	0003.041.323-b
3.00	0.20	0003.041.324-b
3.10	0.20	0003.041.325-b
3.20	0.20	0003.041.326-b
3.40	0.20	0003.041.327-b
3.50	0.20	0003.041.328-b
3.60	0.20	0003.041.329-b
3.80	0.22	0003.041.330-b
4.00	0.22	0003.041.331-b
4.20	0.22	0003.041.333-b
4.50	0.22	0003.041.334-b



V-bits, 50 mm, with air-suction slots

Specifications

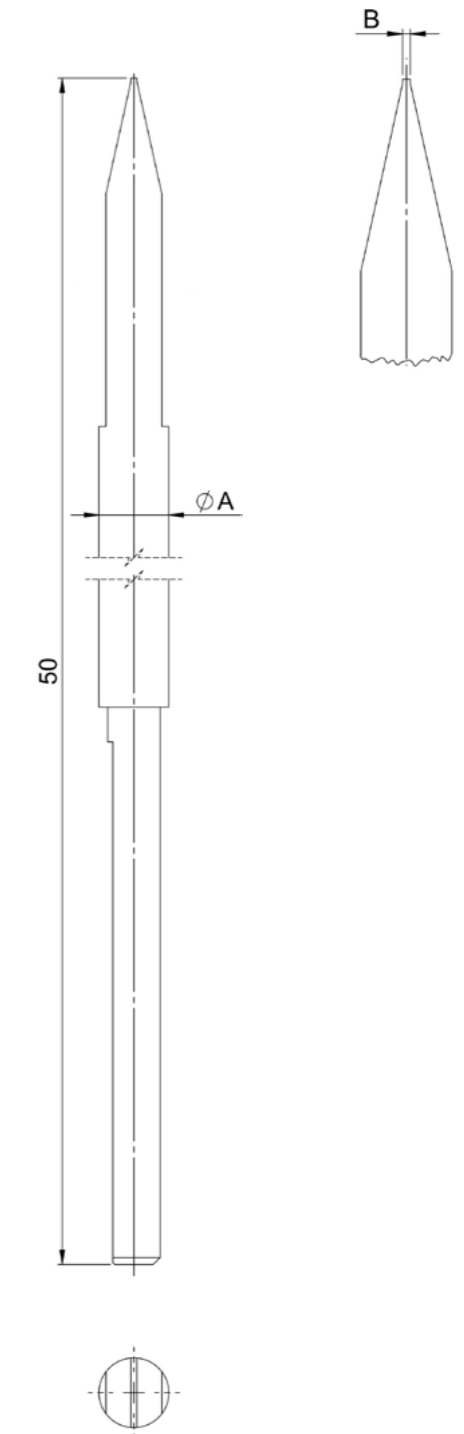
SHAPE: With air-suction slots



LENGTH: 50 mm



ØA [mm]	B [mm]	Order number
0.50	0.10	0003.041.301-e
0.60	0.10	0003.041.302-e
0.70	0.10	0003.041.303-e
0.80	0.10	0003.041.304-e
0.90	0.12	0003.041.305-e
1.00	0.12	0003.041.306-e
1.10	0.12	0003.041.307-e
1.20	0.12	0003.041.308-e
1.30	0.12	0003.041.309-e
1.40	0.12	0003.041.310-e
1.50	0.15	0003.041.311-e
1.60	0.15	0003.041.312-e
1.70	0.15	0003.041.313-e
1.80	0.15	0003.041.314-e
1.90	0.15	0003.041.315-e
2.00	0.17	0003.041.316-e
2.10	0.17	0003.041.317-e
2.20	0.17	0003.041.318-e
2.30	0.17	0003.041.319-e
2.40	0.17	0003.041.320-e
2.50	0.17	0003.041.321-e
2.60	0.17	0003.041.322-e
2.80	0.17	0003.041.323-e
3.00	0.20	0003.041.324-e
3.10	0.20	0003.041.325-e
3.20	0.20	0003.041.326-e
3.40	0.20	0003.041.327-e
3.50	0.20	0003.041.328-e
3.60	0.20	0003.041.329-e
3.80	0.22	0003.041.330-e
4.00	0.22	0003.041.331-e
4.20	0.22	0003.041.333-e
4.50	0.22	0003.041.334-e





V-bits, 34 mm, rounded tip, with or without air-suction slots

Specifications

SHAPE : With or without air-suction slots



LENGTH : 34 mm



How to order

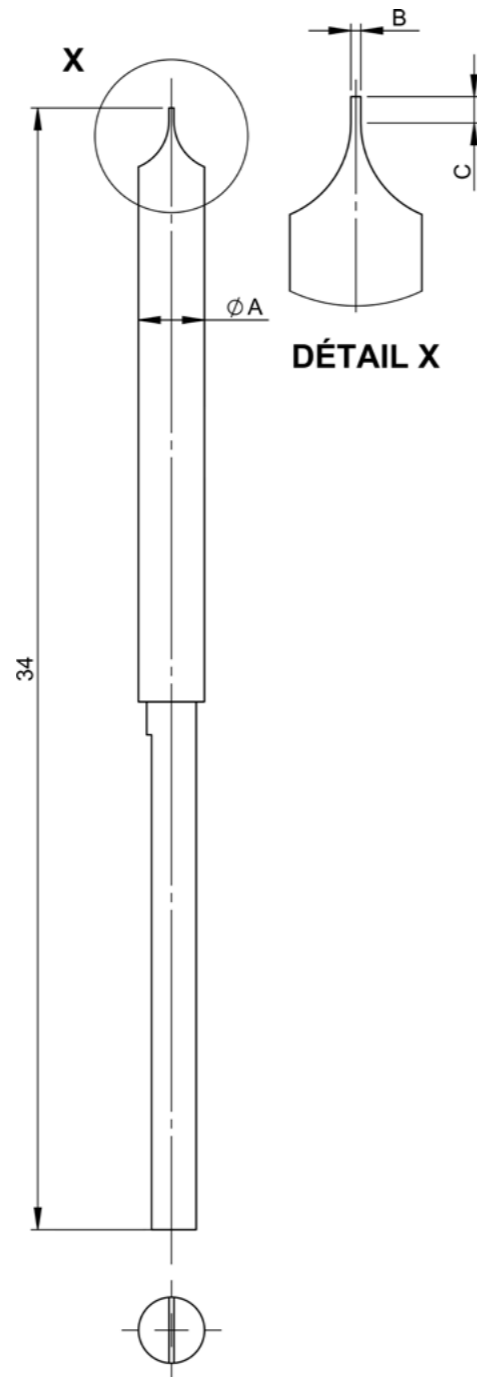
V-bits with rounded tip are custom made, according to your requirements.

Available diameters range : 0.50 mm to 5.00 mm.

We invite you to contact us at lecureux@lecureux.ch specifying :

- the screw diameter ;
- the width of the screw slot ;
- the depth of the screw slot.


You can also send us by post a screw sample.



T-bits, 34 mm, without air-suction slots

Specifications

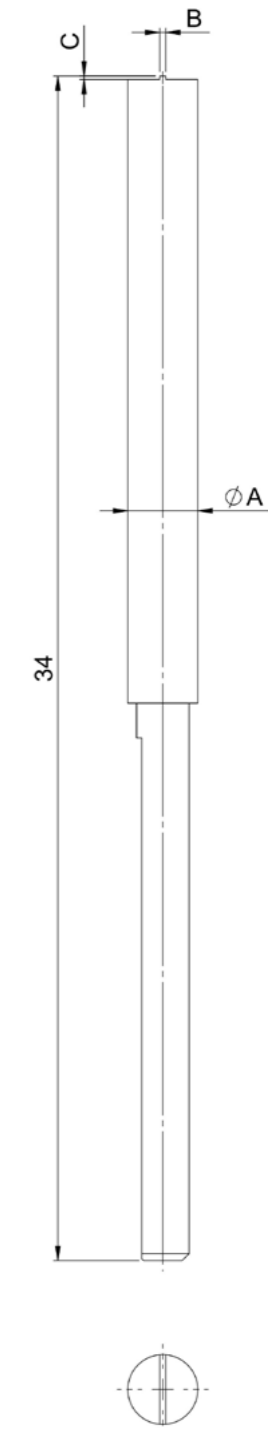
SHAPE : Without air-suction slots



LENGTH : 34 mm (standard)



ØA [mm]	B [mm]	C [mm]	Order number
0.60	0.12	0.12	0003.041.351
0.70	0.12	0.12	0003.041.352
0.80	0.12	0.12	0003.041.353
0.90	0.14	0.14	0003.041.354
1.00	0.14	0.14	0003.041.355
1.10	0.14	0.14	0003.041.356
1.20	0.14	0.14	0003.041.357
1.30	0.14	0.14	0003.041.358
1.40	0.14	0.14	0003.041.359
1.50	0.17	0.17	0003.041.360
1.60	0.17	0.17	0003.041.361
1.70	0.17	0.17	0003.041.362
1.80	0.17	0.17	0003.041.363
1.90	0.17	0.17	0003.041.364
2.00	0.19	0.19	0003.041.365
2.10	0.19	0.19	0003.041.366
2.20	0.19	0.19	0003.041.367
2.30	0.19	0.19	0003.041.368
2.40	0.19	0.19	0003.041.369
2.50	0.19	0.19	0003.041.370
2.60	0.19	0.19	0003.041.371
2.80	0.22	0.22	0003.041.372
3.00	0.22	0.22	0003.041.373
3.10	0.22	0.22	0003.041.374
3.20	0.22	0.22	0003.041.375
3.40	0.22	0.22	0003.041.376
3.50	0.22	0.22	0003.041.377
3.60	0.22	0.22	0003.041.378
3.80	0.22	0.22	0003.041.379
4.00	0.22	0.22	0003.041.380





T-bits, 50 mm, without air-suction slots

Specifications

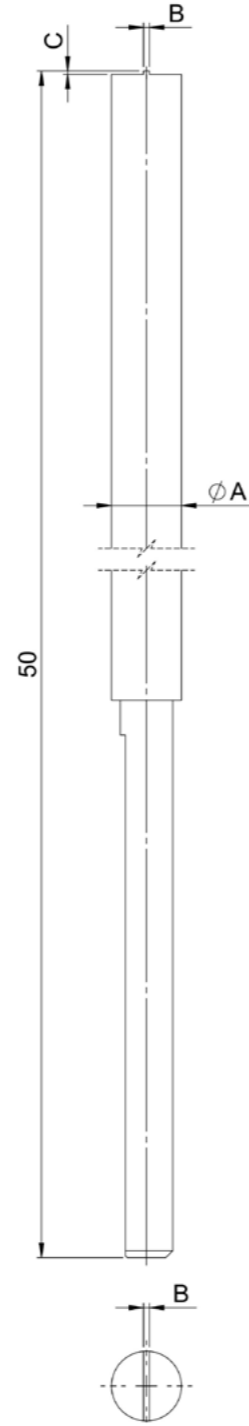
SHAPE: Without air-suction slots



LENGTH: 50 mm



ØA [mm]	B [mm]	C [mm]	Order number
0.60	0.12	0.12	0003.041.351-a
0.70	0.12	0.12	0003.041.352-a
0.80	0.12	0.12	0003.041.353-a
0.90	0.14	0.14	0003.041.354-a
1.00	0.14	0.14	0003.041.355-a
1.10	0.14	0.14	0003.041.356-a
1.20	0.14	0.14	0003.041.357-a
1.30	0.14	0.14	0003.041.358-a
1.40	0.14	0.14	0003.041.359-a
1.50	0.17	0.17	0003.041.360-a
1.60	0.17	0.17	0003.041.361-a
1.70	0.17	0.17	0003.041.362-a
1.80	0.17	0.17	0003.041.363-a
1.90	0.17	0.17	0003.041.364-a
2.00	0.19	0.19	0003.041.365-a
2.10	0.19	0.19	0003.041.366-a
2.20	0.19	0.19	0003.041.367-a
2.30	0.19	0.19	0003.041.368-a
2.40	0.19	0.19	0003.041.369-a
2.50	0.19	0.19	0003.041.370-a
2.60	0.19	0.19	0003.041.371-a
2.80	0.22	0.22	0003.041.372-a
3.00	0.22	0.22	0003.041.373-a
3.10	0.22	0.22	0003.041.374-a
3.20	0.22	0.22	0003.041.375-a
3.40	0.22	0.22	0003.041.376-a
3.50	0.22	0.22	0003.041.377-a
3.60	0.22	0.22	0003.041.378-a
3.80	0.22	0.22	0003.041.379-a
4.00	0.22	0.22	0003.041.380-a



T-bits, 34 mm, with air-suction slots

Specifications

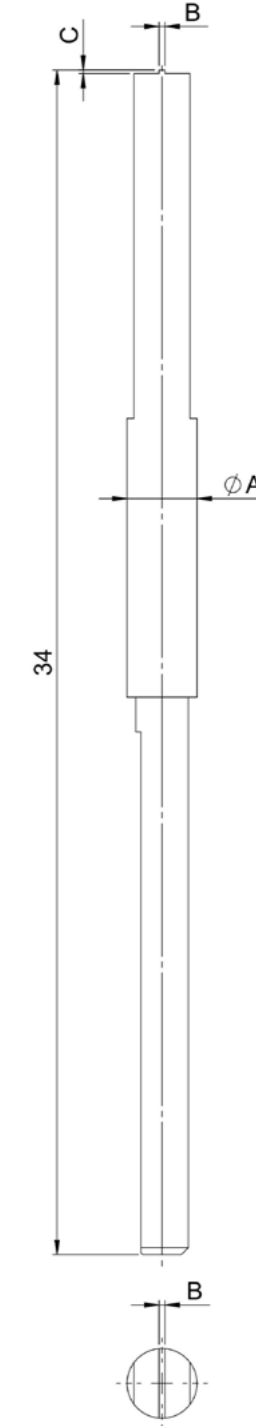
SHAPE: With air-suction slots



LENGTH: 34 mm (standard)



ØA [mm]	B [mm]	C [mm]	Order number
0.60	0.12	0.12	0003.041.351-b
0.70	0.12	0.12	0003.041.352-b
0.80	0.12	0.12	0003.041.353-b
0.90	0.14	0.14	0003.041.354-b
1.00	0.14	0.14	0003.041.355-b
1.10	0.14	0.14	0003.041.356-b
1.20	0.14	0.14	0003.041.357-b
1.20	0.17	0.17	0003.041.381-b
1.20	0.22	0.24	0003.041.382-b
1.30	0.14	0.14	0003.041.358-b
1.40	0.14	0.14	0003.041.359-b
1.50	0.17	0.17	0003.041.360-b
1.60	0.17	0.17	0003.041.361-b
1.70	0.17	0.17	0003.041.362-b
1.80	0.17	0.17	0003.041.363-b
1.90	0.17	0.17	0003.041.364-b
2.00	0.19	0.19	0003.041.365-b
2.10	0.19	0.19	0003.041.366-b
2.20	0.19	0.19	0003.041.367-b
2.30	0.19	0.19	0003.041.368-b
2.40	0.19	0.19	0003.041.369-b
2.50	0.19	0.19	0003.041.370-b
2.60	0.19	0.19	0003.041.371-b
2.80	0.22	0.22	0003.041.372-b
3.00	0.22	0.22	0003.041.373-b
3.10	0.22	0.22	0003.041.374-b
3.20	0.22	0.22	0003.041.375-b
3.40	0.22	0.22	0003.041.376-b
3.50	0.22	0.22	0003.041.377-b
3.60	0.22	0.22	0003.041.378-b
3.80	0.22	0.22	0003.041.379-b
4.00	0.22	0.22	0003.041.380-b





T-bits, 50 mm, with air-suction slots

Specifications

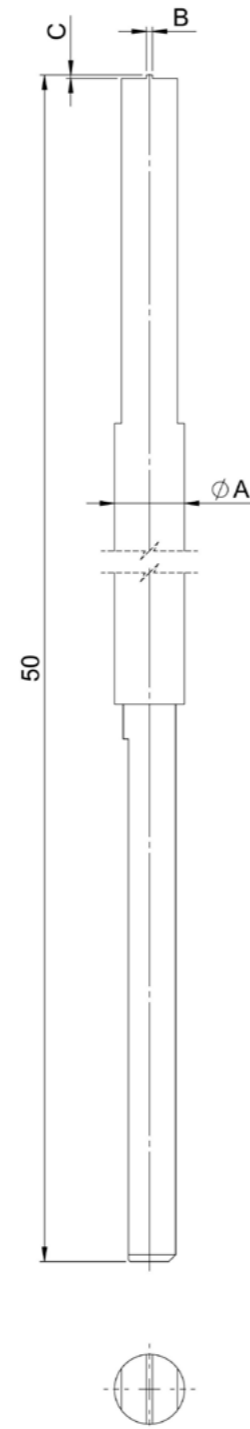
SHAPE: With air-suction slots



LENGTH: 50 mm



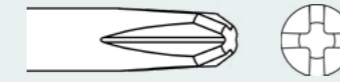
ØA [mm]	B [mm]	C [mm]	Order number
0.60	0.12	0.12	0003.041.351-d
0.70	0.12	0.12	0003.041.352-d
0.80	0.12	0.12	0003.041.353-d
0.90	0.14	0.14	0003.041.354-d
1.00	0.14	0.14	0003.041.355-d
1.10	0.14	0.14	0003.041.356-d
1.20	0.14	0.14	0003.041.357-d
1.20	0.17	0.17	0003.041.381-d
1.20	0.22	0.24	0003.041.382-d
1.30	0.14	0.14	0003.041.358-d
1.40	0.14	0.14	0003.041.359-d
1.50	0.17	0.17	0003.041.360-d
1.60	0.17	0.17	0003.041.361-d
1.70	0.17	0.17	0003.041.362-d
1.80	0.17	0.17	0003.041.363-d
1.90	0.17	0.17	0003.041.364-d
2.00	0.19	0.19	0003.041.365-d
2.10	0.19	0.19	0003.041.366-d
2.20	0.19	0.19	0003.041.367-d
2.30	0.19	0.19	0003.041.368-d
2.40	0.19	0.19	0003.041.369-d
2.50	0.19	0.19	0003.041.370-d
2.60	0.19	0.19	0003.041.371-d
2.80	0.22	0.22	0003.041.372-d
3.00	0.22	0.22	0003.041.373-d
3.10	0.22	0.22	0003.041.374-d
3.20	0.22	0.22	0003.041.375-d
3.40	0.22	0.22	0003.041.376-d
3.50	0.22	0.22	0003.041.377-d
3.60	0.22	0.22	0003.041.378-d
3.80	0.22	0.22	0003.041.379-d
4.00	0.22	0.22	0003.041.380-d



Cross bits (Philips®), 34 mm

Specifications

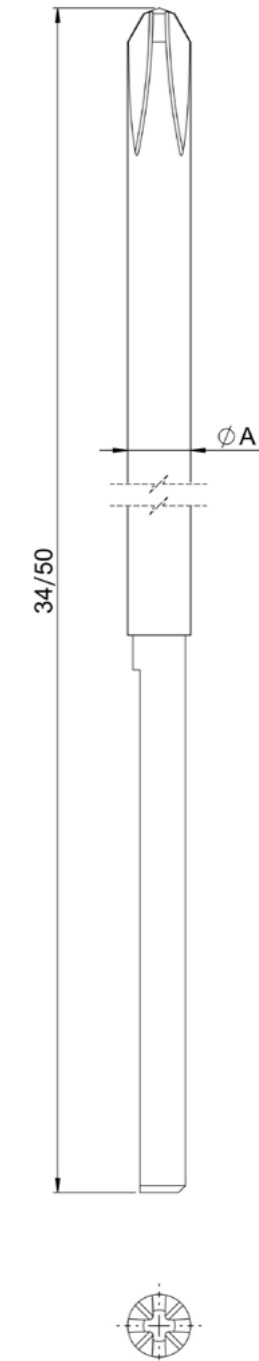
SHAPE: Without air-suction slots



LENGTH: 34 mm (standard)



ØA [mm]	Order number
1.00	0003.041.254
1.20	0003.041.252
1.50	0003.041.251
1.80	0003.041.253
2.00	0003.041.255
2.50	0003.041.256
3.00	0003.041.259
3.50	0003.041.257
4.00	0003.041.258

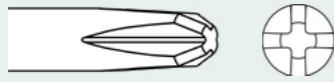




Cross bits (Philips®), 50 mm

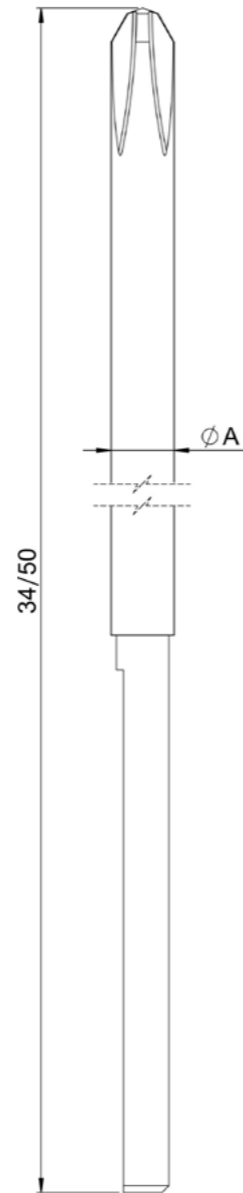
Specifications

SHAPE: Without air-suction slots



LENGTH: 50 mm

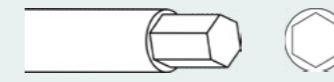
ØA [mm]	Order number
1.00	0003.041.254-a
1.20	0003.041.252-a
1.50	0003.041.251-a
1.80	0003.041.253-a
2.00	0003.041.255-a
2.50	0003.041.256-a
3.00	0003.041.259-a
3.50	0003.041.257-a
4.00	0003.041.258-a



Hexagonal bits (Hex, SW)

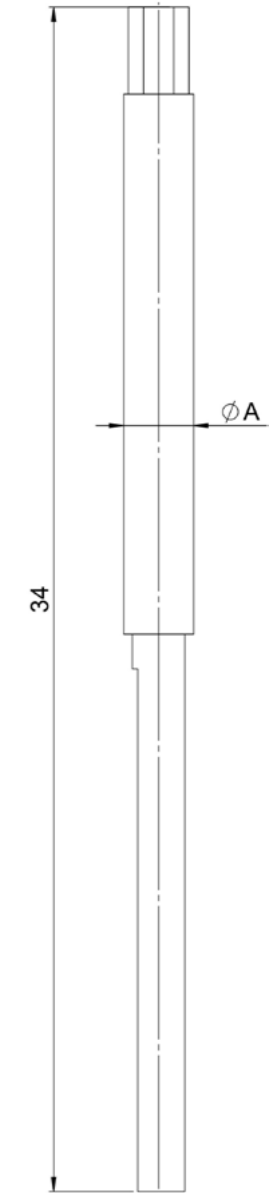
Specifications

SHAPE: Without air-suction slots



LENGTH: 34 mm (standard)

SW	Ø A [mm]	Order number
SW 0.71	1.5	0003.020.061
SW 0.85	1.5	0003.020.068
SW 0.89	1.5	0003.020.062
SW 1.00	1.5	0003.020.069
SW 1.27	1.5	0003.020.063
SW 1.50	2.0	0003.020.064
SW 2.00	2.5	0003.020.065
SW 2.50	3.1	0003.020.066
SW 3.00	3.8	0003.020.067
SW 3.50	4.1	0003.020.070
SW 4.00	5.0	0003.020.071

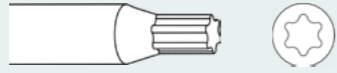




TORX® bits, 34 mm

Specifications

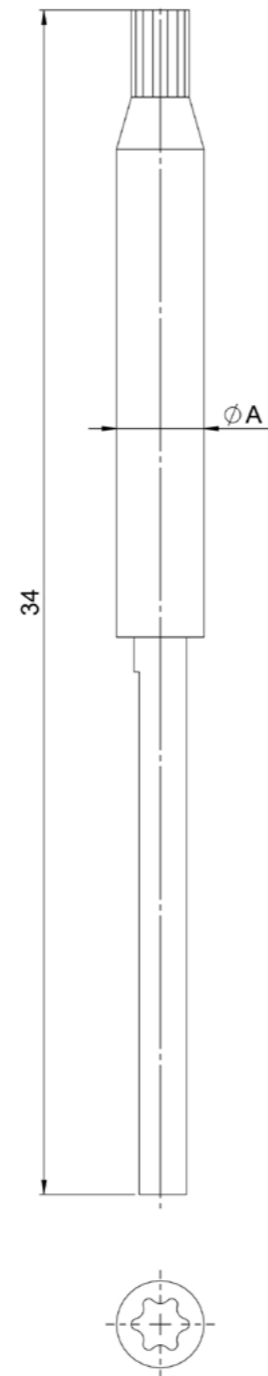
SHAPE: TORX® standard



LENGTH: 34 mm (standard)



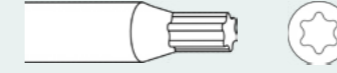
TX	Ø A [mm]	Order number
TX1	1.50	0003.020.101
TX2	1.50	0003.020.102
TX3	1.70	0003.020.103
TX4	1.80	0003.020.104
TX5	2.00	0003.020.105
TX6	2.50	0003.020.106
TX7	2.50	0003.020.107
TX8	3.00	0003.020.108
TX9	3.00	0003.020.109
TX10	3.50	0003.020.110



TORX® bits, 50 mm

Specifications

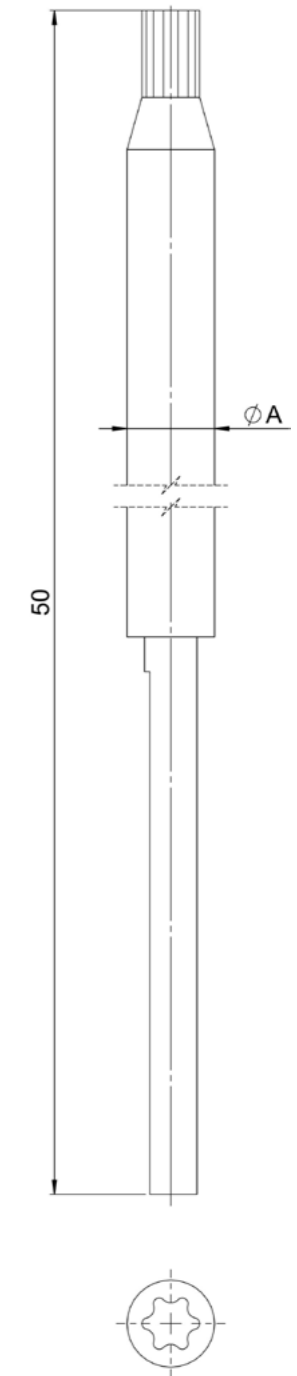
SHAPE: TORX® standard



LENGTH: 50 mm



TX	Ø A [mm]	Order number
TX1	1.50	0003.020.101-a
TX2	1.50	0003.020.102-a
TX3	1.70	0003.020.103-a
TX4	1.80	0003.020.104-a
TX5	2.00	0003.020.105-a
TX6	2.50	0003.020.106-a
TX7	2.50	0003.020.107-a
TX8	3.00	0003.020.108-a
TX9	3.00	0003.020.109-a
TX10	3.50	0003.020.110-a

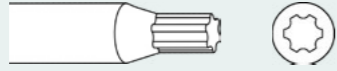




TORX® Plus (IP) bits, 34 mm

Specifications

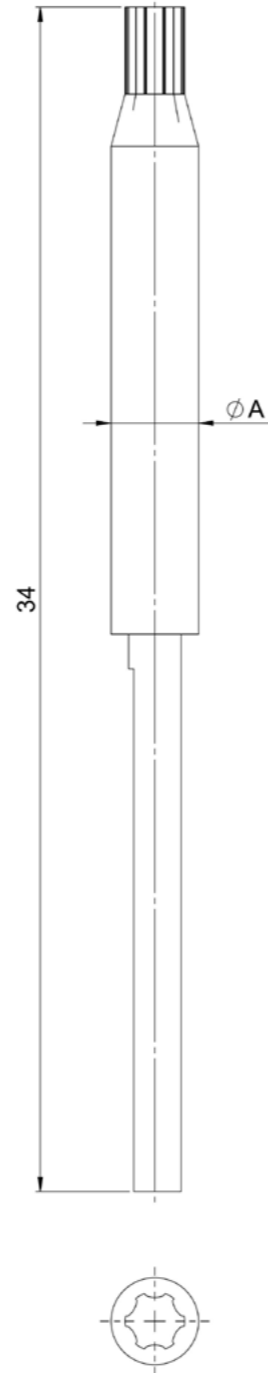
SHAPE: TORX® Plus (IP)



LENGTH: 34 mm (standard)



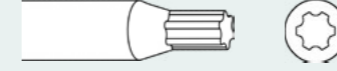
IP	Ø A [mm]	Order number
4 IP	1.80	0003.020.124
5 IP	2.00	0003.020.125
6 IP	2.50	0003.020.126
7 IP	2.50	0003.020.127
8 IP	3.00	0003.020.128
9 IP	3.00	0003.020.129
10 IP	3.50	0003.020.130



TORX® Plus (IP) bits, 50 mm

Specifications

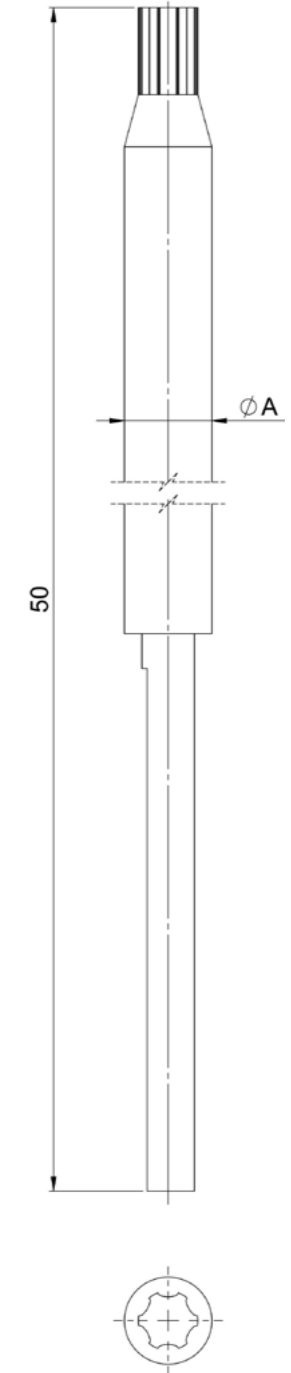
SHAPE: TORX® Plus (IP)



LENGTH: 50 mm



IP	Ø A [mm]	Order number
4 IP	1.80	0003.020.124-a
5 IP	2.00	0003.020.125-a
6 IP	2.50	0003.020.126-a
7 IP	2.50	0003.020.127-a
8 IP	3.00	0003.020.128-a
9 IP	3.00	0003.020.129-a
10 IP	3.50	0003.020.130-a




Need custom tools?

We manufacture special screwdriver heads, dedicated to cocking or other specific functions.
We also make custom heads and bits.
Please feel free to contact our team at lecureux@lecureux.ch for more informations.



Need automation?


We offer various automated solutions for a wide range of assembly, measurement, quality control and workflow functions.
Please contact our specialists at lecureux@lecureux.ch for more informations.



Automated assembly solutions

The **robotic production cells** contain a transport system that makes parts circulate through several stations, each performing specific tasks such as:

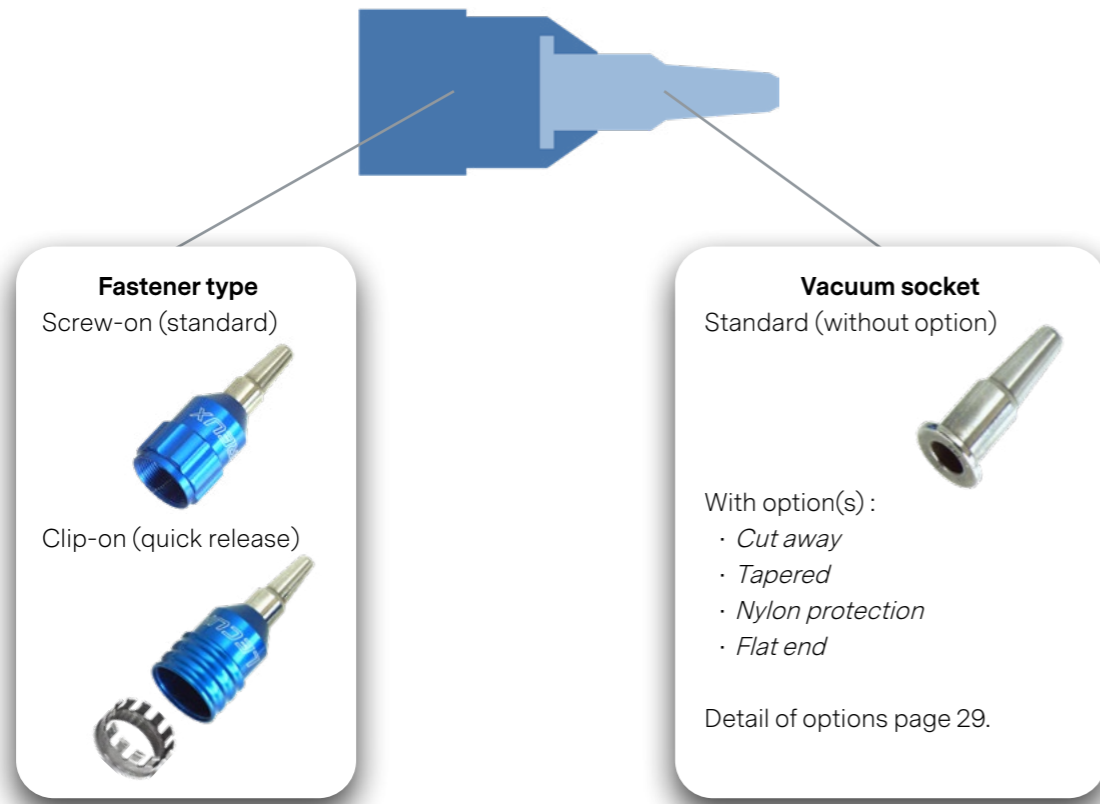
- Tray handling
- Component handling
- Component inspection
- Component installation
- Screwing
- Welding
- Applying / spraying micro-droplets of oil
- Lacquer drops application
- Polymerization
- Electrical testing
- Vision control
- Flipping tool
- Magnetization
- Ionization
- End-shake gear measurement
- ...





Heads

Composition of an electric screwdriver head



Ordering an electric screwdriver head

The complete screwdriver head is factory-assembled by our specialists.

Its various components are selected according to your requirements, so please indicate for each order :

1. The type of fastener :
 - Screw-on, standard
 - Clip-on, quick release (fastening ring needed, please see page 58) ;
2. The socket options if needed (page 29) ;
3. The bit type (T, V, cross (PH), TORX®, ...) ;
4. The bit diameter and length ;
5. The need of a bit holder (not included and must be ordered separately, page 58) ;
6. The need of bits (not included and must be ordered separately).

The different types of heads



With screw-on fastener (standard).
Details page 25.



With screw-on fastener and length adjustment.
Details page 26.



With clip-on fastener on a ring (quick release).
Details page 27.



With clip-on fastener on a ring, and length adjustment.
Details page 28.



Complete heads, screw-on

For 34 mm bits (standard)



Ø [mm]	Order number	Color
0.50	0003.041.501	Brown
0.60	0003.041.502	Rose
0.70	0003.041.503	Orange
0.80	0003.041.504	Nature
0.90	0003.041.505	Yellow
1.00	0003.041.506	Green
1.10	0003.041.507	Red
1.20	0003.041.508	Black
1.30	0003.041.509	Blue
1.40	0003.041.510	Purple
1.50	0003.041.511	Brown
1.60	0003.041.512	Rose
1.70	0003.041.513	Orange
1.80	0003.041.514	Nature
1.90	0003.041.515	Yellow
2.00	0003.041.516	Green
2.10	0003.041.517	Red
2.20	0003.041.518	Black
2.30	0003.041.519	Blue
2.40	0003.041.520	Purple
2.50	0003.041.521	Brown
2.60	0003.041.522	Rose
2.80	0003.041.523	Nature
3.00	0003.041.524	Green
3.10	0003.041.525	Red
3.20	0003.041.526	Black
3.40	0003.041.527	Purple
3.50	0003.041.528	Brown
3.60	0003.041.529	Rose
3.80	0003.041.530	Nature
4.00	0003.041.531	Green
4.20	0003.041.532	Black
4.50	0003.041.533	Brown

For 50 mm bits



Ø [mm]	Order number	Color
--	--	--
--	--	--
--	--	--
--	--	--
--	--	--
1.00	0003.041.506-a	Green
1.10	0003.041.507-a	Red
1.20	0003.041.508-a	Black
1.30	0003.041.509-a	Blue
1.40	0003.041.510-a	Purple
1.50	0003.041.511-a	Brown
1.60	0003.041.512-a	Rose
1.70	0003.041.513-a	Orange
1.80	0003.041.514-a	Nature
1.90	0003.041.515-a	Yellow
2.00	0003.041.516-a	Green
2.10	0003.041.517-a	Red
2.20	0003.041.518-a	Black
2.30	0003.041.519-a	Blue
2.40	0003.041.520-a	Purple
2.50	0003.041.521-a	Brown
2.60	0003.041.522-a	Rose
2.80	0003.041.523-a	Nature
3.00	0003.041.524-a	Green
3.10	0003.041.525-a	Red
3.20	0003.041.526-a	Black
3.40	0003.041.527-a	Purple
3.50	0003.041.528-a	Brown
3.60	0003.041.529-a	Rose
3.80	0003.041.530-a	Nature
4.00	0003.041.531-a	Green
4.20	0003.041.532-a	Black
4.50	0003.041.533-a	Brown



Complete heads, screw-on, adjustable

For 34 mm bits (standard)



Ø [mm]	Order number	Color
0.50	0003.048.300-050	Brown
0.60	0003.048.300-060	Rose
0.70	0003.048.300-070	Orange
0.80	0003.048.300-080	Nature
0.90	0003.048.300-090	Yellow
1.00	0003.048.300-100	Green
1.10	0003.048.300-110	Red
1.20	0003.048.300-120	Black
1.30	0003.048.300-130	Blue
1.40	0003.048.300-140	Purple
1.50	0003.048.300-150	Brown
1.60	0003.048.300-160	Rose
1.70	0003.048.300-170	Orange
1.80	0003.048.300-180	Nature
1.90	0003.048.300-190	Yellow
2.00	0003.048.300-200	Green
2.10	0003.048.300-210	Red
2.20	0003.048.300-220	Black
2.30	0003.048.300-230	Blue
2.40	0003.048.300-240	Purple
2.50	0003.048.300-250	Brown
2.60	0003.048.300-260	Rose
2.80	0003.048.300-280	Nature
3.00	0003.048.300-300	Green
3.10	0003.048.300-310	Red
3.20	0003.048.300-320	Black
3.40	0003.048.300-340	Purple
3.50	0003.048.300-350	Brown
3.60	0003.048.300-360	Rose
3.80	0003.048.300-380	Nature
4.00	0003.048.300-400	Green
4.20	0003.048.300-420	Black
4.50	0003.048.300-450	Brown

For 50 mm bits



Ø [mm]	Order number	Color
--	--	--
--	--	--
--	--	--
--	--	--
--	--	--
1.00	0003.048.300-100a	Green
1.10	0003.048.300-110a	Red
1.20	0003.048.300-120a	Black
1.30	0003.048.300-130a	Blue
1.40	0003.048.300-140a	Purple
1.50	0003.048.300-150a	Brown
1.60	0003.048.300-160a	Rose
1.70	0003.048.300-170a	Orange
1.80	0003.048.300-180a	Nature
1.90	0003.048.300-190a	Yellow
2.00	0003.048.300-200a	Green
2.10	0003.048.300-210a	Red
2.20	0003.048.300-220a	Black
2.30	0003.048.300-230a	Blue
2.40	0003.048.300-240a	Purple
2.50	0003.048.300-250a	Brown
2.60	0003.048.300-260a	Rose
2.80	0003.048.300-280a	Nature
3.00	0003.048.300-300a	Green
3.10	0003.048.300-310a	Red
3.20	0003.048.300-320a	Black
3.40	0003.048.300-340a	Purple
3.50	0003.048.300-350a	Brown
3.60	0003.048.300-360a	Rose
3.80	0003.048.300-380a	Nature
4.00	0003.048.300-400a	Green
4.20	0003.048.300-420a	Black
4.50	0003.048.300-450a	Brown



Complete heads, clip-on

For 34 mm bits (standard)



Ø [mm]	Order number	Color
0.50	0003.041.700-050	Brown
0.60	0003.041.700-060	Rose
0.70	0003.041.700-070	Orange
0.80	0003.041.700-080	Nature
0.90	0003.041.700-090	Yellow
1.00	0003.041.700-100	Green
1.10	0003.041.700-110	Red
1.20	0003.041.700-120	Black
1.30	0003.041.700-130	Blue
1.40	0003.041.700-140	Purple
1.50	0003.041.700-150	Brown
1.60	0003.041.700-160	Rose
1.70	0003.041.700-170	Orange
1.80	0003.041.700-180	Nature
1.90	0003.041.700-190	Yellow
2.00	0003.041.700-200	Green
2.10	0003.041.700-210	Red
2.20	0003.041.700-220	Black
2.30	0003.041.700-230	Blue
2.40	0003.041.700-240	Purple
2.50	0003.041.700-250	Brown
2.60	0003.041.700-260	Rose
2.80	0003.041.700-280	Nature
3.00	0003.041.700-300	Green
3.10	0003.041.700-310	Red
3.20	0003.041.700-320	Black
3.40	0003.041.700-340	Purple
3.50	0003.041.700-350	Brown
3.60	0003.041.700-360	Rose
3.80	0003.041.700-380	Nature
4.00	0003.041.700-400	Green
4.20	0003.041.700-420	Black
4.50	0003.041.700-450	Brown

For 50 mm bits



Ø [mm]	Order number	Color
--	--	--
--	--	--
--	--	--
--	--	--
--	--	--
1.00	0003.041.700-100a	Green
1.10	0003.041.700-110a	Red
1.20	0003.041.700-120a	Black
1.30	0003.041.700-130a	Blue
1.40	0003.041.700-140a	Purple
1.50	0003.041.700-150a	Brown
1.60	0003.041.700-160a	Rose
1.70	0003.041.700-170a	Orange
1.80	0003.041.700-180a	Nature
1.90	0003.041.700-190a	Yellow
2.00	0003.041.700-200a	Green
2.10	0003.041.700-210a	Red
2.20	0003.041.700-220a	Black
2.30	0003.041.700-230a	Blue
2.40	0003.041.700-240a	Purple
2.50	0003.041.700-250a	Brown
2.60	0003.041.700-260a	Rose
2.80	0003.041.700-280a	Nature
3.00	0003.041.700-300a	Green
3.10	0003.041.700-310a	Red
3.20	0003.041.700-320a	Black
3.40	0003.041.700-340a	Purple
3.50	0003.041.700-350a	Brown
3.60	0003.041.700-360a	Rose
3.80	0003.041.700-380a	Nature
4.00	0003.041.700-400a	Green
4.20	0003.041.700-420a	Black
4.50	0003.041.700-450a	Brown



Complete heads, clip-on, adjustable

For 34 mm bits (standard)



Ø [mm]	Order number	Color
0.50	0003.048.800-050	Brown
0.60	0003.048.800-060	Rose
0.70	0003.048.800-070	Orange
0.80	0003.048.800-080	Nature
0.90	0003.048.800-090	Yellow
1.00	0003.048.800-100	Green
1.10	0003.048.800-110	Red
1.20	0003.048.800-120	Black
1.30	0003.048.800-130	Blue
1.40	0003.048.800-140	Purple
1.50	0003.048.800-150	Brown
1.60	0003.048.800-160	Rose
1.70	0003.048.800-170	Orange
1.80	0003.048.800-180	Nature
1.90	0003.048.800-190	Yellow
2.00	0003.048.800-200	Green
2.10	0003.048.800-210	Red
2.20	0003.048.800-220	Black
2.30	0003.048.800-230	Blue
2.40	0003.048.800-240	Purple
2.50	0003.048.800-250	Brown
2.60	0003.048.800-260	Rose
2.80	0003.048.800-280	Nature
3.00	0003.048.800-300	Green
3.10	0003.048.800-310	Red
3.20	0003.048.800-320	Black
3.40	0003.048.800-340	Purple
3.50	0003.048.800-350	Brown
3.60	0003.048.800-360	Rose
3.80	0003.048.800-380	Nature
4.00	0003.048.800-400	Green
4.20	0003.048.800-420	Black
4.50	0003.048.800-450	Brown

For 50 mm bits








Ø [mm]	Order number	Color
--	--	--
--	--	--
--	--	--
--	--	--
1.00	0003.048.800-100a	Green
1.10	0003.048.800-110a	Red
1.20	0003.048.800-120a	Black
1.30	0003.048.800-130a	Blue
1.40	0003.048.800-140a	Purple
1.50	0003.048.800-150a	Brown
1.60	0003.048.800-160a	Rose
1.70	0003.048.800-170a	Orange
1.80	0003.048.800-180a	Nature
1.90	0003.048.800-190a	Yellow
2.00	0003.048.800-200a	Green
2.10	0003.048.800-210a	Red
2.20	0003.048.800-220a	Black
2.30	0003.048.800-230a	Blue
2.40	0003.048.800-240a	Purple
2.50	0003.048.800-250a	Brown
2.60	0003.048.800-260a	Rose
2.80	0003.048.800-280a	Nature
3.00	0003.048.800-300a	Green
3.10	0003.048.800-310a	Red
3.20	0003.048.800-320a	Black
3.40	0003.048.800-340a	Purple
3.50	0003.048.800-350a	Brown
3.60	0003.048.800-360a	Rose
3.80	0003.048.800-380a	Nature
4.00	0003.048.800-400a	Green
4.20	0003.048.800-420a	Black
4.50	0003.048.800-450a	Brown



Options for vacuum sockets

Please refer to the [memento](#) (page 66) for more informations about the different socket options and their uses.

Type of option	Remarks	Order number
Cut-away	 <p>Option used with .</p> <ul style="list-style-type: none"> - Length adjustment equipped heads (p. 26/28) - V-bits (for countersunk screws for example). <p>Depending on the type of screw head, the drill bit diameter will be approximately 0.20 mm smaller than the head diameter.</p> <ul style="list-style-type: none"> - Check compatibility with the <i>Nylon protection</i> : - Provide the drawing of the screw in addition to the samples ; - Specify the screw head diameter and height. 	0003.041.400-a
Tapered	 <p>Standard taper diameter :</p> <p>Taper ext. diameter = Socket ext. diameter + 0.40 mm</p> <p>Taper length :</p> <p>1.50 mm for diameters up to 1.90 mm, 2.00 mm for diameters wider than 2.00 mm.</p>	0003.041.400-b
Cut away + Tapered	 <p>Two options combined : <i>Cut-away</i> and <i>Tapered</i>.</p> <p>Please refer to the corresponding notes above.</p>	0003.041.400-c
Nylon protection	 <p>Optimum protection for fragile surfaces.</p> <p>Not compatible with <i>Tapered</i>.</p> <p>External diameter = Screw head diameter + 1.10 mm</p>	0003.041.400-e
Flat end	 <p>Improved vacuum efficiency for certain types of screw.</p>	0003.041.400-h



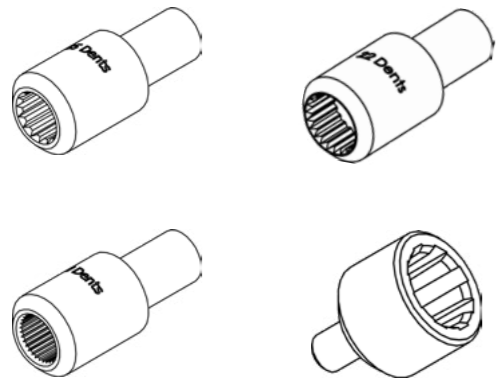
Complete cocking heads

We regularly manufacture many different types of cocking wrench that meet your specific requirements.

Please indicate us the crown diameter and the number of teeth at lecureux@lecureux.ch.



Order number
0003.048.100B-VAR



Custom heads

We will be happy to design custom-made screwdriver heads for a wide range of applications and industries.



Electric screwdrivers





Electric screwdriver comparison chart

TE-100-E



TE-120-E11 / TE-120-E22 / TE-120-E41



TE-429-E



TE-531-E / TE-531-HP



TE-626-E



TE-826-B



TE-626-E / TE-626-E2 / TE-626-E4



TE-831-B



Model	Torque [N cm]	Speed [t / min]	Diameter [mm]	Length [mm]	Weight [g]	Page
TE-100-E	0.05 – 1.40	80 – 600	10	69	21	33
TE-120-E11	0.50 – 4,50	80 – 500	20	74	53	34
TE-120-E22	1.50 – 6.00	100 – 400	20	74	59	34
TE-120-E41	3.00 – 12.00	50 – 300	20	74	61	34
TE-429-E	2.00 – 17.50	100 – 500	29	117	206	35
TE-531-E	3.00 – 26.00	100 – 500	31	114	215	36
TE-531-HP	4.00 – 35.00	70 – 400	31	129	218	36
TE-626-E	0.30 – 2.50	100 – 600	26	80.20	96	37
TE-626-E2	0.50 – 5.00	100 – 600	26	92	109	37
TE-626-E4	1.50 – 9.00	100 – 600	29	104.50	151	37
TE-826-B	0.50 – 5.00	50 – 1000	26	100	200	38
TE-831-B	5.00 – 25.00	50 – 1000	31	145	260	39



Electric screwdriver TE-100-E

The TE-100-E is the most compact and the lightest electric screwdriver in our range. It is the ideal tool for low-torque screwdriving operations. Fully compatible with all screwdriver heads, either screw-on or clip-on. Functioning with the [TE-QC](#) (page 48) and the [eScrew](#) (page 46) control units.



Calibration

We advise a calibration of your screwdriver once a year. This operation ensures that its performances remain within the original specifications throughout its lifetime.

Contact our team at lecureux@lecureux.ch for more informations and to request a calibration.

		TE-100-E
Torque	[N cm]	0.05 – 1.40
Speed	[t / min]	80 – 600
Diameter	[mm]	10
Length	[mm]	69
Weight	[g]	21

TE-QC Compatibility	Yes
eScrew Compatibility	Yes
eScrew Speed Compatibility	No

Order number	0003.901.100
--------------	--------------



Electric screwdriver TE-120-E 11/22/41

The TE-120-E electric screwdriver is available in three versions, each covering a different torque and speed range. The TE-120-E is compact and among the lightest in our range. Fully compatible with all screwdriver heads, either screw-on or clip-on. Functioning with the [TE-QC](#) (page 48) and the [eScrew](#) (page 46) control units.



		TE-120-E11	TE-120-E22	TE-120-E41
Torque	[N cm]	0.50 – 4.50	1.50 – 6.00	3.00 – 12.00
Speed	[t / min]	80 – 500	100 – 400	50 – 300
Diameter	[mm]	20	20	20
Length	[mm]	74	74	74
Weight	[g]	53	59	61
TE-QC Compatibility		Yes	Yes	Yes
eScrew Compatibility		Yes	Yes	Yes
eScrew Speed Compatibility		No	No	No
Order number		0003.901.102	0003.901.103	0003.901.104

Calibration

We advise a calibration of your screwdriver once a year. This operation ensures that its performances remain within the original specifications throughout its lifetime.

Contact our team at lecureux@lecureux.ch for more informations and to request a calibration



Electric screwdriver TE-429-E

The TE-429-E is a mid-range screwdriver, featuring a torque and speed range that are suitable for a wide variety of applications. Fully compatible with all screwdriver heads, either screw-on or clip-on. Functioning with the [TE-QC](#) (page 48) and the [eScrew](#) (page 46) control units.



		TE-429-E
Torque	[N cm]	2.00 – 17.50
Speed	[t / min]	100 – 500
Diameter	[mm]	29
Length	[mm]	117
Weight	[g]	206
TE-QC Compatibility		Yes
eScrew Compatibility		Yes
eScrew Speed Compatibility		No
Order number		0003.901.110

Calibration

We advise a calibration of your screwdriver once a year. This operation ensures that its performances remain within the original specifications throughout its lifetime.

Contact our team at lecureux@lecureux.ch for more informations and to request a calibration.



Electric screwdriver TE-531-E / TE-531-HP

The TE-531 is one of the most powerful screwdrivers in our range.

It is the ideal tool for high-torque screwdriving operations. The HP version is even more powerful!

Fully compatible with all screwdriver heads, either screw-on or clip-on.

Functioning with the [TE-QC](#) (page 48) and the [eScrew](#) (page 46) control units.



		TE-531-E	TE-531-HP
Torque	[N cm]	3.00 – 26.00	4.00 – 35.00
Speed	[t / min]	100 – 500	70 – 400
Diameter	[mm]	31	31
Length	[mm]	114	129
Weight	[g]	215	218

TE-QC Compatibility	Yes	Yes
eScrew Compatibility	Yes	Yes
eScrew Speed Compatibility	No	No

Order number	0003.901.111	0003.901.112
--------------	--------------	--------------

Calibration

We advise a calibration of your screwdriver once a year. This operation ensures that its performances remain within the original specifications throughout its lifetime.

Contact our team at lecureux@lecureux.ch for more informations and to request a calibration

Option	Order number
<i>External vacuum (reinforced with a vacuum port close to the head)</i> 	0003.041.400-f



Electric screwdriver TE-626-E / TE-626-E2 / TE-626-E4

The TE-626-E electric screwdriver is available in three versions, each covering the same speed range but different torque range.

The TE-626-E is compact, ergonomic and one of the fastest in the range.

Fully compatible with all screwdriver heads, either screw-on or clip-on.

Functioning with the [TE-QC](#) (page 48) and the [eScrew](#) (page 46) control units.



		TE-626-E	TE-626-E2	TE-626-E4
Torque	[N cm]	0.30 – 2.50	0.50 – 5.00	1.50 – 9.00
Speed	[t / min]	100 – 600	100 – 600	100 – 600
Diameter	[mm]	26	26	29
Length	[mm]	80.20	92	104.50
Weight	[g]	96	109	151

End-of-cycle signal light (LED)	No	Yes	Yes
---------------------------------	----	-----	-----

TE-QC Compatibility	Yes	Yes	Yes
eScrew Compatibility	Yes	Yes	Yes
eScrew Speed Compatibility	No	No	No

Order number	0003.901.113	0003.901.114	0003.901.115
--------------	--------------	--------------	--------------

Calibration

We advise a calibration of your screwdriver once a year. This operation ensures that its performances remain within the original specifications throughout its lifetime.

Contact our team at lecureux@lecureux.ch for more informations and to request a calibration



Electric screwdriver TE-826-B

The TE-826-B is one of the fastest screwdrivers in the range and operates within a torque range of 0.5 to 5 N cm. It is the ideal tool for high-speed screwdriving operations. Fully compatible with all the screwdriver heads, either screw-on or clip-on. Functioning only with the [eScrew Speed](#) control unit (page 44).



		TE-826-B
Torque	[N cm]	0.50 – 5.00
Speed	[t / min]	50 – 1000
Diameter	[mm]	26
Length	[mm]	100
Weight	[g]	200
TE-QC Compatibility		No
eScrew Compatibility		No
eScrew Speed Compatibility		Yes
Order number		0003.901.119

Calibration

We advise a calibration of your screwdriver once a year. This operation ensures that its performances remain within the original specifications throughout its lifetime.

Contact our team at lecureux@lecureux.ch for more informations and to request a calibration



Electric screwdriver TE-831-B

The TE-831-B is the fastest screwdriver in the range and operates within a torque range of 5 to 25 N cm. It is the ideal tool for high-speed screwdriving operations. Fully compatible with all screwdriver heads, either screw-on or clip-on. Functioning only with the [eScrew Speed](#) control unit (page 44).




		TE-831-B
Torque	[N cm]	5.00 – 25.00
Speed	[t / min]	50 – 1000
Diameter	[mm]	31
Length	[mm]	145
Weight	[g]	260
TE-QC Compatibility		No
eScrew Compatibility		No
eScrew Speed Compatibility		Yes
Order number		0003.901.120

Calibration


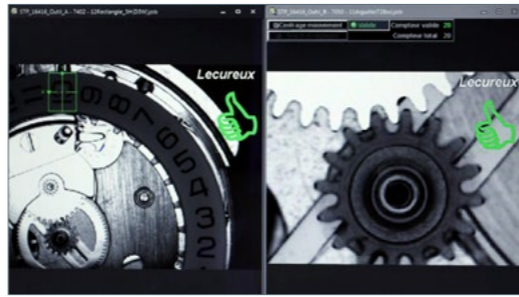
We advise a calibration of your screwdriver once a year. This operation ensures that its performances remain within the original specifications throughout its lifetime.

Contact our team at lecureux@lecureux.ch for more informations and to request a calibration

Versatile applications



In addition to manual use, electric screwdrivers and their controllers are also employed for specific applications such as winding, automatic time-setting, date jump detection or automated assembly applications.



Controllers





Controllers

The table below gives a quick overview of the available controllers for your electric screwdriver.



	eScrew Speed	eScrew	TE-QC
Basic functions	✓	✓	✓
Advanced functions (control, measure, data transmission)	✓	✓	Depends on model. (page 48)
Touch screen	✓	✓	-
Precise rotation speed	✓	-	-
Precise screw positioning	✓	-	-
Page number	44	46	48
Order number	0003.110.003	0003.110.000	(Page 48)



Manual workstation enhanced by several automated modules

Author stations are tailored to your production needs. Our range offers a wide variety of configurations, right up to complete production lines with dozens of stations.

In this example, the ergonomic station at the front of the workstation is used for manual operations.

The movement is lifted up on a custom-made support from its pallet to the working position and oriented in any directions, as required. Once the operations have been completed, the movement is returned back to its pallet.

At the rear of the station are two automated systems: a flipping module and a winding module.

You can find the same principle also used in our other products **BOA-S** and **One Tile Flow**.





eScrew Speed

Main features

- Customizable programs
- Available applications: screwing, winding, measuring
- Application sub-processes: screwing, self-tapping, positioning, screw holding test, unscrewing, winding
- Torque monitoring and measurement
- Display of measurement curves
- Display of limits
- Process data acquisition
- Data transmission (PC or network)
- Data storage on SD card
- User management
- Printing via serial port



		eScrew Speed
Compatible screwdrivers		TE-826-B (page 38) TE-831-B (page 39)
Available licenses		Screwing Winding Measuring
Power supply voltage	[V DC]	24
Power consumption	[A]	0.6 - 3.75
Casing	[--]	Aluminium
Color TFT touch screen	[in]	3.2
Weight	[g]	500
Dimensions (W x D x H)	[mm]	105 x 70 x 165
Operating temperature	[°C]	0 - 40
Order number		0003.110.003



Interface and ergonomics

- Clear ergonomic interface
- Multiple languages: FR/DE/EN/IT
- Selectable measurement units
- End-of-cycle indicator light (depending on type of screwdriver connected)
- Button/pedal control (optional)
- Control via Ethernet / RS232 / digital inputs

eScrew Commander software (optional)

- Multiple controllers management
- View, record and archive process log data, including torque measurement time diagrams
- Parameters configuration
- User access rights management
- Programs management
- Controller firmware update
- Add new licenses

Features

- Screwdriver holder with identification of the head used
- microSD card reader
- Digital I/O interface (MiniDIN8)
- RS232 serial interface
- Ethernet port
- Vacuum input point
- Stylus and stylus holder
- Ambient light-compensated display
- Activatable buzzer



Included accessories	Reference
Power supply 110-230 VAC / 24 VDC / 3.75 A	0003.045.031

Options	Order number
Software to set the eScrew Speed parameters from a PC	On request
Physical key to unlock access rights	0003.000.0078



eScrew

Main features

- Customizable programs
- Available applications: screwing, winding, measuring
- Application sub-processes: screwing, self-tapping, positioning, screw holding test, unscrewing, winding
- Torque monitoring and measurement
- Display of measurement curves
- Display of limits
- Process data acquisition
- Data transmission (PC or network)
- Data storage on SD card
- User management
- Printing via serial port



	eScrew
Compatible screwdrivers	All screwdrivers except TE-8xx

Available licenses	Screwing Winding Measuring
--------------------	----------------------------------

Power supply voltage	[V DC]	24
Power consumption	[A]	0.6 - 3.75
Casing	[--]	Aluminium
Color TFT touch screen	[in]	3.2
Weight	[g]	500
Dimensions (W x D x H)	[mm]	105 x 70 x 165
Operating temperature	[°C]	0 - 40

Order number	0003.110.000
--------------	--------------



Interface and ergonomics

- Clear, ergonomic interface
- Multiple languages: FR/DE/EN/IT
- Selectable measurement units
- End-of-cycle indicator light (depending on type of screwdriver connected)
- Button/pedal control (optional)
- Control via Ethernet / RS232 / digital inputs

eScrew Commander software (optional)

- Multiple controllers management
- View, record and archive process log data, including torque measurement time diagrams
- Parameters configuration
- User access rights management
- Programs management
- Controller firmware update
- Add new licenses

Features

- Screwdriver holder with identification of the head used
- microSD card reader
- Digital I/O interface (MiniDIN8)
- RS232 serial interface
- Ethernet port
- Vacuum input point
- Stylus and stylus holder
- Ambient light-compensated display
- Activatable buzzer



Included accessories	Reference
Power supply 110-230 VAC / 24 VDC / 3.75 A	0003.045.031

Options	Order number
Software to set the eScrew parameters from a PC	On request
Physical key to unlock access rights	0003.000.0078



TE-QC

Main features

- Customizable programs
- Available applications: screwing, winding, measuring
- Application sub-processes: screwing, positioning, screw holding test, unscrewing, winding
- Torque monitoring and measurement
- Process data acquisition
- Data transmission (PC, via serial port)
- Locking parameters
- Printing via serial port



		TE-QC Pro	TE-QC Armage	TE-QC Light	TE-QC Simple
Compatible screwdrivers		All screwdrivers except TE-8xx	All screwdrivers except TE-8xx	All screwdrivers except TE-8xx	All screwdrivers except TE-8xx
Available functions		Screwing Control	Winding	Screwing	Screwing
Calibration with screwdriver		Yes	No	Yes	No
Power supply voltage	[V DC]	18-30	18-30	18-30	18-30
Max power consumption (depends on screwdriver)	[A]	3.75	3.75	3.75	3.75
Casing	[--]	Alu / Plastic	Alu / Plastic	Alu / Plastic	Alu / Plastic
Matrix display	[--]	Red LED	Red LED	Red LED	Red LED
Weight	[g]	370	370	370	370
Dimensions (W x D x H)	[mm]	110 x 70 x 116	110 x 70 x 116	110 x 70 x 116	110 x 70 x 116
Operating temperature	[°C]	0 - 40	0 - 40	0 - 40	0 - 40
Order number		0003.901.000	0003.901.000-a	0003.901.000-b	0003.901.000-c



Interface and ergonomics

- Clear, ergonomic interface
- Multiple languages: FR/DE/EN/IT
- Selectable measurement units
- End-of-cycle indicator light (depending on type of screwdriver connected)
- Button/pedal control (optional)
- Control via Ethernet / RS232 / digital inputs

TE Commander software (optional)

- Multiple controllers management
- View, record and archive process log data, including torque measurement time diagrams
- Parameters configuration
- User access rights management
- Parameters lock
- Controller firmware update

Features

- Screwdriver holder with screwdriver presence detection
- Digital I/O interfaces (MiniDIN8)
- RS232 serial interface
- Vacuum input point
- Activatable buzzer



Included accessories	Reference
Power supply 110-230 VAC / 24 VDC / 3.75 A	0003.045.031

Options	Order number
Software to set the TE-QC parameters from a PC	On request
Connection cable : PC <-> TE-QC	8900.600.017
USB-RS232 converter	9007.006.055
Licence upgrade : TE-QC Light -> TE-QC Armage	0003.073.016
Licence upgrade : TE-QC Light -> TE-QC Pro	0003.073.014
Licence upgrade : TE-QC Armage -> TE-QC Pro	0003.073.015



Accessories





ZIP-41

Features

- Up to 5 screwdrivers in 1
- Compatible with all control units from Lecureux, TE-Light and TE-Simple controllers.
- Automatic recognition of the screwdriver head according to its location
- Automatic selection of the corresponding screwdriving program
- Simple tool-free exchange of head supports
- Simple left-handed conversion
- No additional power supply required



		ZIP-41
Dimensions (W x D x H)	[mm]	105 x 70 x 165

Order number	0003.074.000
--------------	--------------

Vacuum pump

Compatible with all control units from Lecureux.

Power supply voltage	Order number
230 V	0003.130.000



90° adapter

With integrated vacuum port.

Screwdriver	Order number
All	0003.048.500



Push button

You can configure your controller to start either screwing or unscrewing by pressing the push-button.

Controller	Order number
All	8900.500.003



Single pedal

You can configure your controller to start either screwing or unscrewing by pressing the foot pedal.

Choose the order number according to your controller.

Controller	Order number
TE-QC Pro	9001.000.056-a
TE-QC Light	9001.000.056-b
TE-QC Simple	9001.000.056-c



Double pedal

Each time the right pedal is pressed, the screwdriver direction of rotation is reversed.

When the direction of rotation is normal, the left pedal starts a screwdriving operation. When the direction of rotation is reversed, the left pedal activates the rotation of the screwdriver for as long as it is pressed.

Choose the order number according to your controller.

Controller	Order number
TE-QC Pro	9001.000.057-a
TE-QC Light	9001.000.057-b
TE-QC Simple	9001.000.057-c





Supports with holes


Screw Ø [mm]	Order number	Box color
0.40	0008.012.101-a	Green
0.50	0008.012.101-b	Yellow
0.60	0008.012.101-c	Black
0.70	0008.012.101-d	Red
0.80	0008.012.101-e	White
0.90	0008.012.101-f	Yellow
1.00	0008.012.101-g	Green
1.10	0008.012.101-m	Black
1.20	0008.012.101-h	Black
1.40	0008.012.101-i	Red
1.60	0008.012.101-j	Blue
1.80	0008.012.101-k	White
2.00	0008.012.101-l	Green



Dimensions	[mm]	54 x 54 x 13
------------	--------	--------------

Support with grid


Screw Ø [mm]	Order number	Box color
1.00	0008.012.103-g	Yellow
1.50	0008.012.103-i	Green
2.00	0008.012.103-l	Black



Dimensions	[mm]	54 x 54 x 13
------------	--------	--------------

Support with rubber

Screw Ø [mm]	Order number	Box color
--	0008.012.104	Blue



Dimensions	[mm]	54 x 54 x 13
------------	--------	--------------



Slotted supports

Screw Ø [mm]	Order number	Box color
0.40	0008.012.102-a	Yellow
0.50	0008.012.102-b	Green
0.60	0008.012.102-c	Black
0.65	0008.012.102-r	Black
0.70	0008.012.102-d	Red
0.75	0008.012.102-s	Red
0.80	0008.012.102-e	White
0.85	0008.012.102-t	White
0.90	0008.012.102-f	Yellow
0.95	0008.012.102-u	Yellow
1.00	0008.012.102-g	Green
1.05	0008.012.102-v	Green
1.10	0008.012.102-n	Red
1.15	0008.012.102-w	Red
1.20	0008.012.102-h	Black
1.25	0008.012.102-x	Black
1.30	0008.012.102-o	Blue
1.40	0008.012.102-m	Red
1.50	0008.012.102-i	Green
1.60	0008.012.102-j	Blue
1.70	0008.012.102-p	Red
1.80	0008.012.102-k	White
1.90	0008.012.102-q	Yellow
2.00	0008.012.102-l	Green
2.50	0008.012.010	Red



Dimensions	[mm]	54 x 54 x 13
------------	--------	--------------



Spare parts





Spare parts

Ring for quick-release (clip-on) fasteners

This ring is necessary when using [clip-on fasteners](#), with or without length adjustment. Clip-on heads get clipped onto this ring that is screwed at the end of the screwdriver.



Order number
0003.041.802

In order to guaranty the consistency of performances over the time and a perfect maintain of the heads, we advice to regularly replace the ring.



Bit holder



Compatible bits Ø [mm]	Order number
0.50 to 4.00	0003.041.024A-001



Standard vacuum sockets (without option)

For 34 mm bits (standard)



Screw head Ø [mm]	Order number
0.50	0003.041.400A-001
0.60	0003.041.400A-002
0.70	0003.041.400A-003
0.80	0003.041.400A-004
0.90	0003.041.400A-005
1.00	0003.041.400A-006
1.10	0003.041.400A-007
1.20	0003.041.400A-008
1.30	0003.041.400A-009
1.40	0003.041.400A-010
1.50	0003.041.400A-011
1.60	0003.041.400A-012
1.70	0003.041.400A-013
1.80	0003.041.400A-014
1.90	0003.041.400A-015
2.00	0003.041.400A-016
2.10	0003.041.400A-017
2.20	0003.041.400A-018
2.30	0003.041.400A-019
2.40	0003.041.400A-020
2.50	0003.041.400A-021
2.60	0003.041.400A-022
2.80	0003.041.400B-001
3.00	0003.041.400B-002
3.10	0003.041.400B-003
3.20	0003.041.400B-004
3.40	0003.041.400B-005
3.50	0003.041.400B-006
3.60	0003.041.400B-007
3.80	0003.041.400B-008
4.00	0003.041.400B-009
4.20	0003.041.400B-010
4.50	0003.041.400B-011

For 50 mm bits



Screw head Ø [mm]	Order number
0.50	0003.041.401-a
0.60	0003.041.402-a
0.70	0003.041.403-a
0.80	0003.041.404-a
0.90	0003.041.405-a
1.00	0003.041.406-a
1.10	0003.041.407-a
1.20	0003.041.408-a
1.30	0003.041.409-a
1.40	0003.041.410-a
1.50	0003.041.411-a
1.60	0003.041.412-a
1.70	0003.041.413-a
1.80	0003.041.414-a
1.90	0003.041.415-a
2.00	0003.041.416-a
2.10	0003.041.417-a
2.20	0003.041.418-a
2.30	0003.041.419-a
2.40	0003.041.420-a
2.50	0003.041.421-a
2.60	0003.041.422-a
2.80	0003.041.423-a
3.00	0003.041.424-a
3.10	0003.041.425-a
3.20	0003.041.426-a
3.40	0003.041.427-a
3.50	0003.041.428-a
3.60	0003.041.429-a
3.80	0003.041.430-a
4.00	0003.041.431-a
4.20	0003.041.432-a
4.50	0003.041.433-a



POM plastic vacuum sockets (without option)

For 34 mm bits (standard)



Screw head Ø [mm]	Order number
0.80	0003.041.400C-080
0.90	0003.041.400C-090
1.00	0003.041.400C-100
1.10	0003.041.400C-110
1.20	0003.041.400C-120
1.30	0003.041.400C-130
1.40	0003.041.400C-140
1.50	0003.041.400C-150
1.60	0003.041.400C-160
1.70	0003.041.400C-170
1.80	0003.041.400C-180
1.90	0003.041.400C-190
2.00	0003.041.400C-200
2.10	0003.041.400C-210
2.20	0003.041.400C-220
2.30	0003.041.400C-230
2.40	0003.041.400C-240
2.50	0003.041.400C-250
2.60	0003.041.400C-260
2.80	0003.041.400D-280
3.00	0003.041.400D-300
3.10	0003.041.400D-310
3.20	0003.041.400D-320
3.40	0003.041.400D-340
3.50	0003.041.400D-350
3.60	0003.041.400D-360
3.80	0003.041.400D-380
4.00	0003.041.400D-400
4.20	0003.041.400D-420
4.50	0003.041.400D-450



Screw-on fasteners (standard)

The utilisation of standard screw-on fasteners offers longer service life.

Ø [mm]	Order number	Color
0.50	0003.041.003A-010	Brown
0.60	0003.041.003A-001	Rose
0.70	0003.041.003A-002	Orange
0.80	0003.041.003A-003	Nature
0.90	0003.041.003A-004	Yellow
1.00	0003.041.003A-005	Green
1.10	0003.041.003A-006	Red
1.20	0003.041.003A-007	Black
1.30	0003.041.003A-008	Blue
1.40	0003.041.003A-009	Purple
1.50	0003.041.003A-010	Brown
1.60	0003.041.003A-001	Rose
1.70	0003.041.003A-002	Orange
1.80	0003.041.003A-003	Nature
1.90	0003.041.003A-004	Yellow
2.00	0003.041.003A-005	Green
2.10	0003.041.003A-006	Red
2.20	0003.041.003A-007	Black
2.30	0003.041.003A-008	Blue
2.40	0003.041.003A-009	Purple
2.50	0003.041.003A-010	Brown
2.60	0003.041.003A-001	Rose
2.80	0003.041.003A-003	Nature
3.00	0003.041.003A-005	Green
3.10	0003.041.003A-006	Red
3.20	0003.041.003A-007	Black
3.40	0003.041.003A-009	Purple
3.50	0003.041.003A-010	Brown
3.60	0003.041.003A-001	Rose
3.80	0003.041.003A-003	Nature
4.00	0003.041.003A-005	Green
4.20	0003.041.003A-007	Black
4.50	0003.041.003A-010	Brown





Adjustable screw-on fasteners (standard)

The use of adjustable fasteners highly simplifies the bit position adjustments.

Ø [mm]	Order number	Color
0.50	0003.048.301-e	Brown
0.60	0003.048.301-i	Rose
0.70	0003.048.301-j	Orange
0.80	0003.048.301-b	Nature
0.90	0003.048.301-h	Yellow
1.00	0003.048.301-g	Green
1.10	0003.048.301-c	Red
1.20	0003.048.301-k	Black
1.30	0003.048.301-d	Blue
1.40	0003.048.301-f	Purple
1.50	0003.048.301-e	Brown
1.60	0003.048.301-i	Rose
1.70	0003.048.301-j	Orange
1.80	0003.048.301-b	Nature
1.90	0003.048.301-h	Yellow
2.00	0003.048.301-g	Green
2.10	0003.048.301-c	Red
2.20	0003.048.301-k	Black
2.30	0003.048.301-d	Blue
2.40	0003.048.301-f	Purple
2.50	0003.048.301-e	Brown
2.60	0003.048.301-i	Rose
2.80	0003.048.301-b	Nature
3.00	0003.048.301-g	Green
3.10	0003.048.301-c	Red
3.20	0003.048.301-k	Black
3.40	0003.048.301-f	Purple
3.50	0003.048.301-e	Brown
3.60	0003.048.301-i	Rose
3.80	0003.048.301-b	Nature
4.00	0003.048.301-g	Green
4.20	0003.048.301-k	Black
4.50	0003.048.301-e	Brown



Adjustment ring with bearing



Order number

0003.048.302-a



Clip-on fasteners

The use of clip-on fasteners makes it easy to change the screwdriver heads.

Ø [mm]	Order number	Color
0.50	0003.041.801A-010	Brown
0.60	0003.041.801A-001	Rose
0.70	0003.041.801A-002	Orange
0.80	0003.041.801A-003	Nature
0.90	0003.041.801A-004	Yellow
1.00	0003.041.801A-005	Green
1.10	0003.041.801A-006	Red
1.20	0003.041.801A-007	Black
1.30	0003.041.801A-008	Blue
1.40	0003.041.801A-009	Purple
1.50	0003.041.801A-010	Brown
1.60	0003.041.801A-001	Rose
1.70	0003.041.801A-002	Orange
1.80	0003.041.801A-003	Nature
1.90	0003.041.801A-004	Yellow
2.00	0003.041.801A-005	Green
2.10	0003.041.801A-006	Red
2.20	0003.041.801A-007	Black
2.30	0003.041.801A-008	Blue
2.40	0003.041.801A-009	Purple
2.50	0003.041.801A-010	Brown
2.60	0003.041.801A-001	Rose
2.80	0003.041.801A-003	Nature
3.00	0003.041.801A-005	Green
3.10	0003.041.801A-006	Red
3.20	0003.041.801A-007	Black
3.40	0003.041.801A-009	Purple
3.50	0003.041.801A-010	Brown
3.60	0003.041.801A-001	Rose
3.80	0003.041.801A-003	Nature
4.00	0003.041.801A-005	Green
4.20	0003.041.801A-007	Black
4.50	0003.041.801A-010	Brown






Adjustable clip-on fasteners

The use of adjustable clip-on release fasteners highly simplifies the positioning of the bit.

Ø [mm]	Order number	Color
0.50	0003.048.801-d	Brown
0.60	0003.048.801-h	Rose
0.70	0003.048.801-i	Orange
0.80	0003.048.801-a	Nature
0.90	0003.048.801-g	Yellow
1.00	0003.048.801-f	Green
1.10	0003.048.801-b	Red
1.20	0003.048.801-j	Black
1.30	0003.048.801-c	Blue
1.40	0003.048.801-e	Purple
1.50	0003.048.801-d	Brown
1.60	0003.048.801-h	Rose
1.70	0003.048.801-i	Orange
1.80	0003.048.801-a	Nature
1.90	0003.048.801-g	Yellow
2.00	0003.048.801-f	Green
2.10	0003.048.801-b	Red
2.20	0003.048.801-j	Black
2.30	0003.048.801-c	Blue
2.40	0003.048.801-e	Purple
2.50	0003.048.801-d	Brown
2.60	0003.048.801-h	Rose
2.80	0003.048.801-a	Nature
3.00	0003.048.801-f	Green
3.10	0003.048.801-b	Red
3.20	0003.048.801-j	Black
3.40	0003.048.801-e	Purple
3.50	0003.048.801-d	Brown
3.60	0003.048.801-h	Rose
3.80	0003.048.801-a	Nature
4.00	0003.048.801-f	Green
4.20	0003.048.801-j	Black
4.50	0003.048.801-d	Brown



Adjustment ring with bearing



Order number
0003.048.302-a

Memento

Memento

Cette section vous informe sur les différents paramètres à prendre en considération pour choisir les éléments qui composent à vos besoins.

Ce catalogue contient les pièces standard de l'arsenal des tourneurs Lecureux SA. Est toutefois possible que vos besoins nécessitent des pièces non standard. Dans ce cas, nous vous proposons de prendre contact avec notre équipe (Devenez@lecoreux.ch) et nous vous recontacterons volontiers.

Avant d'aller plus loin...

Avant de continuer la lecture de ce memento, il est important de savoir si l'implémentation de la vis est accessible avec les composants standards.

Si la vis se trouve dans une ouverture de diamètre inférieure à 3,3 mm, ou si cette ouverture est d'une profondeur supérieure à 225 mm, les solutions ne figurent pas dans ce catalogue qui est dédié aux composants standards.

Nous vous proposons de prendre contact avec notre équipe (Devenez@lecoreux.ch) et nous vous recontacterons volontiers.

Diamètre de la douille en fonction de la tête de vis

Quelle que soit la forme de la tête de vis, mesurer son diamètre. Cette valeur est utilisée pour déterminer plusieurs éléments.

La première étape est de mesurer le diamètre de la douille standard. Sélectionnez la douille adaptée qui a le même diamètre, à l'exception suivante.

Plat d'aspération

Si la vis est un solide relativement important (notamment pour les vis dont le diamètre de la tête est supérieur à 2 mm), il est recommandé d'éviter des mâchoires munies du plat d'aspération. Ceci permet un meilleur maintien de la vis dans la douille par aspiration du vide de vacuum.

Pour les têtes de vis coniques

Pour les têtes de vis de forme conique nous recommandons d'ajouter une option. Remarque: Cette option permet notamment d'améliorer la stabilité du positionnement de la vis avant son asperage.

Option **Numéro de commande**

Mémoire 0003.041.400-a

Memento

Pour les vis à fente

Nous proposons dans cette section des indications sur le choix des mâchoires et des douilles adaptées ainsi que des recommandations pour choisir les éléments adaptés à vos besoins.

- Mâchoires en V
- Mâchoires en V arrondies
- Mâchoires en T

Mâchoires en V

Pour un meilleur résultat, nous recommandons les méthodes suivantes:

- Escamoter 0,2 mm au diamètre de la douille choisie
- Y ajouter l'option "Régulateur"
- Indiquer le diamètre de la tête de vis
- Indiquer la hauteur de la tête de vis

Mâchoires en V arrondies

Les mâchoires en V arrondies sont un peu plus coûteuses que les mâchoires en V de forme standard.

Elles présentent les avantages suivants:

- Elles sont plus solides que les mâchoires en T
- Elles permettent d'être réglées. Attention: l'ajustement au diamètre choisi de la douille
- Elles offrent de meilleures performances d'aspération
- Elles sont plus adaptées pour les vis à tête conique

La largeur de la tête de la vis (L) et sa profondeur (P) sont à prendre en considération.

L'épaisseur (épaisseur) de la mâchoire doit être inférieure à 1/3 de la largeur supérieure à P.

Mâchoires en T

Pour un meilleur résultat, nous recommandons les méthodes suivantes:

- Le diamètre de la douille est réglable
- Le diamètre de la mâchoire (L) est le même que celui de la douille
- Vérifier que le gabarit (B) est inférieur à la largeur de la tête de la vis
- Vérifier que le gabarit (C) est inférieur à la profondeur de la tête de la vis

Dans l'éventualité où les dimensions recommandées ne sont pas dans les tolérances de ce catalogue standard, nous vous invitons à prendre contact avec notre équipe et à transmettre la largeur et la profondeur de la tête de la vis.

LECUREUX



Memento

This section gives you informations about the parameters to consider when choosing the right items for your needs. This catalog contains the **standard** parts for all the electric screwdrivers from **Lecureux**.

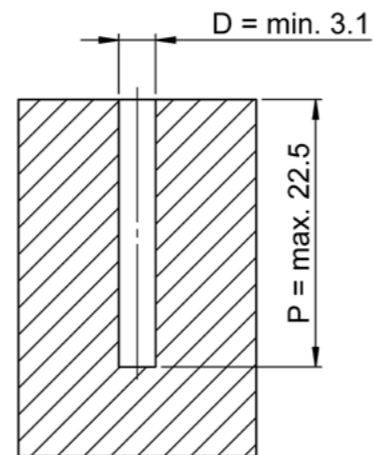
However, your needs may require **non-standard** parts. In this case please contact our team at lecoreux@lecoreux.ch who will be happy to advise you.

Before going any further...

Before reading on, it is important to know if the screw location is accessible with the **standard** components.

If the screw is located in an opening with a diameter of less than 3.1 mm or deeper than 22.5 mm, then solutions can be found in our others components that are not listed in this catalog.

Please contact our team at lecoreux@lecoreux.ch who will be happy to advise you.



Diameter of socket according to screw head

Whatever the shape of the screw head, always measure its diameter.

This value is used to determine several elements, like the vacuum socket diameter or its possible [Cut-away](#) option.



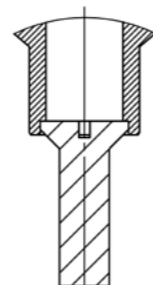
Air-suction slots

Bits with air-suction slots provide increased retention of the screws in the socket due to increased vacuum flow. Contact our team at lecoreux@lecoreux.ch for more information.

For tapered screw heads

For this kind of screw heads we advise to :

- Add the [Cut-away](#) option (page 29) to the socket, to improve the screw positioning stability ;
- Opt for an adjustable head (pages 26 & 28).



Option	Order number
Cut-away	0003.041.400-a



For slotted screws

In this section, you'll find informations about the choice of the bits and sockets, as well as adviseations for selecting the right components for your needs.

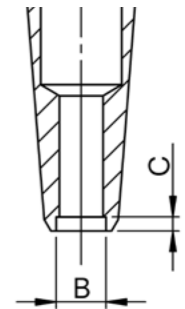
- [V-bits](#) (page 4)
- [V-bits with rounded tip](#) (page 8)
- [T-bits](#) (page 9)



V-bits

For the best results, we advise the following method :

- Add the [Cut-away](#) option (page 29) ;
- Indicate us the screw head diameter ;
- Indicate us the screw head height ;
- Internal diameter B and depth C determined by our team, always available to advise you at lecoreux@lecoreux.ch.

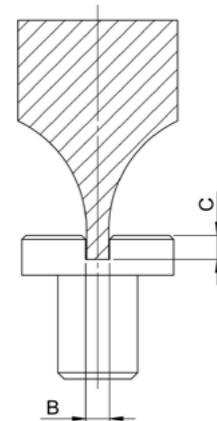


V-bits with rounded tip

[Rounded tip V-bits](#) (page 8) are custom-made to answer your needs, and help a lot to preserve the edges of the screw head slots.

The width of the screw slot (B) and its depth (C) must be taken into consideration.

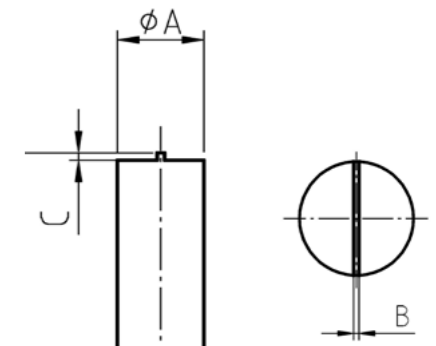
The thickness of the bit tip should be less than the value of B and greater than the value of C.



T-bits

For the best results, we advise the following method:

- Unchanged socket diameter ;
- No [Cut-away](#) option on the socket ;
- Bit diameter (A) identical to socket diameter ;
- Dimension B smaller than the screw slot width ;
- Dimension C smaller than the screw slot depth.



If the dimensions you are looking for are not listed in this standard catalog, please contact us at lecoreux@lecoreux.ch and let us know the width and depth of your screw slot.



For crosshead screws

We advise selecting the standard type and sizes required.

- [PH bits](#) (page 14)



Hexagonal head screws (Hex)

We advise selecting the standard type and sizes required.

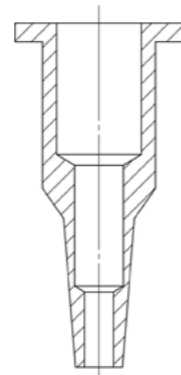
- [Hex bits](#) (page 15)



For large-diameter Hex screws, a [Flat end](#) option (page 29) can be added to the vacuum socket, allowing the screws to be sucked in.

Option	Order number
Flat end	0003.041.400-h

We advise [adjustable screw heads](#) (pages 26 & 28) for easy adjustments.



For TORX® and TORX® Plus head screws

We advise you to select the exact type and the standard sizes required.

- [TORX® bits](#) (page 16)
- [TORX® Plus bits](#) (page 18)

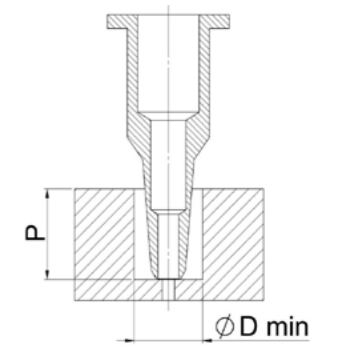


Application limits for standard vacuum sockets (34mm)

For screws located in housings, standard 34 mm sockets (page 59) can be used within the limits shown in the drawing opposite and in the table below. Use 34 mm drill bits.

In case your requirements call for non-standard parts, please contact our team at lecureux@lecureux.ch who we will be happy to advise you.

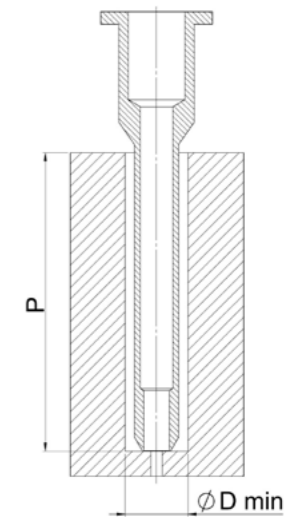
Housing opening Ø [mm]	Housing depth [mm]	Socket Ø [mm]
From 3.70	> 6.50	0.50 to 1.40
From 5.10	> 6.50	0.50 to 2.60
From 6.20	> 11.50	0.50 to 4.50



Application limits for long vacuum sockets (50mm)

50 mm long vacuum sockets are an excellent solution for screws in deeper recesses. Their limits are indicated in the table below. Use 50 mm drill bits.

Housing opening Ø [mm]	Housing depth [mm]	Socket Ø [mm]
From 3.10	> 22.5	1.00 to 1.90
From 3.70		1.00 to 2.50
From 4.20		1.00 to 3.00
From 5.20		1.00 to 4.00
From 5.70		1.00 to 4.50



For other dimensions

If 34 mm and 50 mm sockets are not suitable for your application, we have other solutions to offer. Please indicate us the diameter of the housing opening and its depth by contacting our team at lecureux@lecureux.ch who we will be happy to advise you.



How to choose an electric screwdriver

In this section, we help you to determine the model of electric screwdriver you need according to three simple criteria:

1. The screw position ;
2. The screw torque ;
3. The screwing speed.

1. Screw position

The first criterion to consider is the screw position. If an accurate positioning of the screw during or at the end of operations is important, then the [TE-8xx](#) series (page 38) will be a perfect choice.



Otherwise, if the position of the screw is not of primary importance in your process, you can choose another model of screwdriver following the indications below.

2. Screwing torque

The second criterion is the screwing torque.

Depending the torque value needed for your process, you can make a selection from the models below.

If several screwdrivers match, the final choice will be determined by the screwing speed you need.

3. Screwing speed

The third criterion is the screwing speed.

If the speed needed is unknown, we suggest you to choose the 200 - 300 rpm range.

Model	Torque [N cm]	Speed [t / min]	Page
TE-100-E	0.05 – 1.40	80 - 600	33
TE-120-E11	0.50 – 4.50	80 - 500	34
TE-120-E22	1.50 – 6.00	100 - 400	34
TE-120-E41	3.00 – 12.00	50 - 300	34
TE-429-E	2.00 – 17.50	100 - 500	35
TE-531-E	3.00 – 26.00	100 - 500	36
TE-531-HP	4.00 – 35.00	70 - 400	36
TE-626-E	0.30 – 2.50	100 - 600	37
TE-626-E2	0.50 – 5.00	100 - 600	37
TE-626-E4	1.50 – 9.00	100 - 600	37
TE-826-B	0.50 - 5.00	50 - 1000	38
TE-831-B	5.00 – 25.00	50 - 1000	39



Determining the controller for your electric screwdriver

Here is some help to determine which electric screwdriver controller model you need according to three simple criteria:

1. The controller for TE-8xx ;
2. The eScrew or TE-QC controllers ;
3. TE-QC: choice of the version.

1. Controller for the TE-8xx series

If an accurate screw positioning or a screwing speed exceeding 600 rpm is needed, your best choice will be a screwdriver from the [TE-8xx](#) series (page 38).

The only controller compatible with this series is the [eScrew Speed](#) (page 44).



Otherwise, you can choose another controller model by following the instructions below.

2. eScrew or TE-QC ?

The eScrew controller is much more technologically advanced and offers a wide range of functions, making it a high-performance tool (page 46).

If you are looking for a more simple controller, our range includes the TE-QC series (page 48), whose available versions are listed in the next section.



3. Which version of TE-QC?

The TE-QC controller (page 48) is available in four versions, to suit different applications.

	TE-QC Pro	TE-QC Armage	TE-QC Light	TE-QC Simple
Typical use	<ul style="list-style-type: none"> • Screwing or unscrewing with a calibrated screwdriver • Detection of interchangeable screwdriver heads • Curves • Screw holding check 	<ul style="list-style-type: none"> • Specially designed for winding 	<ul style="list-style-type: none"> • Simple screwing with a calibrated screwdriver • Torque and speed selection 	<ul style="list-style-type: none"> • Simple screwing • Torque and speed selection
Available functions	Screwing Control	Winding	Screwing	Screwing
Calibration with screwdriver	Yes	No	Yes	No
Order number	0003.901.000	0003.901.000-a	0003.901.000-b	0003.901.000-c



For greater productivity

In this section, we will take a look at some useful tips to get the most out of your electric screwdriver.

Choosing clip-on fasteners

Clip-on heads (page 27) allow you to save significant time when changing screwdriver heads.



Adding the ZIP-41 base

This support (page 52) can store up to 4 screwdriver heads and transforms the productivity of your work tool, with quicker head changes and a perfect storage of these in a stable and dedicated housing.





Using a button, single pedal or double pedal

Whether you want to start a screwing or unscrewing cycle or simply to reverse the screwdriver direction of rotation, these physical controls (page 53) will come in very handy.

Use your controller to its full potential with dedicated ergonomic controls that you can operate without taking your eyes off your work.



Notes



Lecureux SA

Rue des Prés 137

CH-2503 Biel/ Bienne

Phone: +41 32 365 61 25

lecoreux@lecoreux.ch

www.lecoreux.ch

